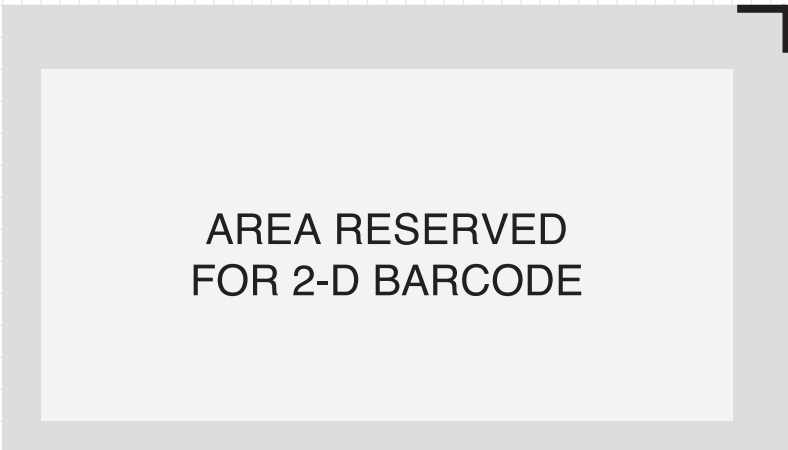


04
05
06
07
08
09
10
11
12
13
14
15
16
17
18
19
20
21
22
23
24
25
26
27
28
29
30
31
32
33
34
35
36
37
38
39
40
41
42
43
44
45
46
47
48
49
50
51
52
53
54
55
56
57
58
59
60
61
62
63

04
05
06
07
08
09
10
11
12
13
14
15
16
17
18
19
20
21
22
23
24
25
26
27
28
29
30
31
32
33
34
35
36
37
38
39
40
41
42
43
44
45
46
47
48
49
50
51
52
53
54
55
56
57
58
59
60
61
62
63



2024 Schedule E

XXXXXXXXXXXXXX

FIRSTNAMEXXXXXX I LASTNAMEXXXXXXXXXXXX SOCIALSECNO

Income or Loss from Real Estate and Royalties

Income

- 1. Rents received 1 XXXXXXXXXXXXXXXX
- 2. Royalties received 2 XXXXXXXXXXXXXXXX

Expenses

- 3. Advertising 3 XXXXXXXXXXXXXXXX
- 4. Auto and travel 4 XXXXXXXXXXXXXXXX
- 5. Cleaning and maintenance 5 XXXXXXXXXXXXXXXX
- 6. Commissions 6 XXXXXXXXXXXXXXXX
- 7. Insurance 7 XXXXXXXXXXXXXXXX
- 8. Legal and other professional fees 8 XXXXXXXXXXXXXXXX
- 9. Management fees 9 XXXXXXXXXXXXXXXX
- 10. Mortgage interest paid to banks, etc. 10 XXXXXXXXXXXXXXXX
- 11. Other interest 11 XXXXXXXXXXXXXXXX
- 12. Repairs 12 XXXXXXXXXXXXXXXX
- 13. Supplies 13 XXXXXXXXXXXXXXXX
- 14. Taxes 14 XXXXXXXXXXXXXXXX
- 15. Utilities 15 XXXXXXXXXXXXXXXX
- 16. Other expenses 16 XXXXXXXXXXXXXXXX
- 17. Add lines 3 through 16 17 XXXXXXXXXXXXXXXX
- 18. Depreciation expense or depletion 18 XXXXXXXXXXXXXXXX
- 19. Total expenses. Add lines 17 and 18 19 XXXXXXXXXXXXXXXX
- 20. Income or loss from rental real estate or royalty properties 20 -XXXXXXXXXXXXX
- 21. Deductible rental real estate loss 21 -XXXXXXXXXXXXX
- 22. Income. Enter positive amounts shown on line 20 22 XXXXXXXXXXXXXXXX
- 23. Losses. Add royalty losses from line 20 and real estate losses from line 21 23 -XXXXXXXXXXXXX
- 24. Rental real estate and royalty income or loss 24 -XXXXXXXXXXXXX

XXXXXXXXXXXXXXXXXXXXXXXXXXXX

XXXXXXXXXXXXXXXXXXXXXXXXXXXX



2024 Schedule E, pg. 2

XXXXXXXXXXXXXX

SOCIALSECNO

Income or Loss from Partnerships and S Corporations

25.	Passive loss allowed	25	XXXXXXXXXXXXXX
26.	Passive income	26	XXXXXXXXXXXXXX
27.	Non-passive loss	27	XXXXXXXXXXXXXX
28.	Section 179 expense deduction	28	XXXXXXXXXXXXXX
29.	Non-passive income	29	XXXXXXXXXXXXXX
30.	Combine lines 26 and 29	30	XXXXXXXXXXXXXX
31.	Combine lines 25, 27 and 28	31	-XXXXXXXXXXXXXX
32.	Partnership and S corporation income or loss. Combine lines 30 and 31	32	-XXXXXXXXXXXXXX
33.	Interest (other than MA banks) and dividends if included in line 32	33	XXXXXXXXXXXXXX
34.	Interest from Massachusetts banks if included in line 32	34	XXXXXXXXXXXXXX
35.	Total income or loss from partnerships and S corporations	35	-XXXXXXXXXXXXXX
36.	Check if you are reporting any loss not allowed in a prior year due to the at-risk, or basis limitations; a prior year disallowed loss from a passive activity (was not reported on U.S. Form 8582) or un-reimbursed partnership expenses	X	

Income or Loss from Estates and Trusts

37.	Passive deduction or loss allowed	37	XXXXXXXXXXXXXX
38.	Passive income	38	XXXXXXXXXXXXXX
39.	Non-passive deduction or loss	39	XXXXXXXXXXXXXX
40.	Non-passive other income	40	XXXXXXXXXXXXXX
41.	Add lines 38 and 40	41	XXXXXXXXXXXXXX
42.	Add lines 37 and 39	42	-XXXXXXXXXXXXXX
43.	Estate and trust income or loss. Combine lines 41 and 42	43	-XXXXXXXXXXXXXX
44.	Estate or non-grantor-type trust income	44	XXXXXXXXXXXXXX
45.	Grantor-type trust and non-Massachusetts estate and trust income	45	-XXXXXXXXXXXXXX
46.	Interest and dividends if included in line 45	46	XXXXXXXXXXXXXX
47.	Adjustments to 5.0% income	47	XXXXXXXXXXXXXX
48.	Subtotal. Combine lines 46 and 47	48	XXXXXXXXXXXXXX
49.	Income or loss from grantor type and non-Mass estates and trusts	49	-XXXXXXXXXXXXXX

Income or Loss from REMICs

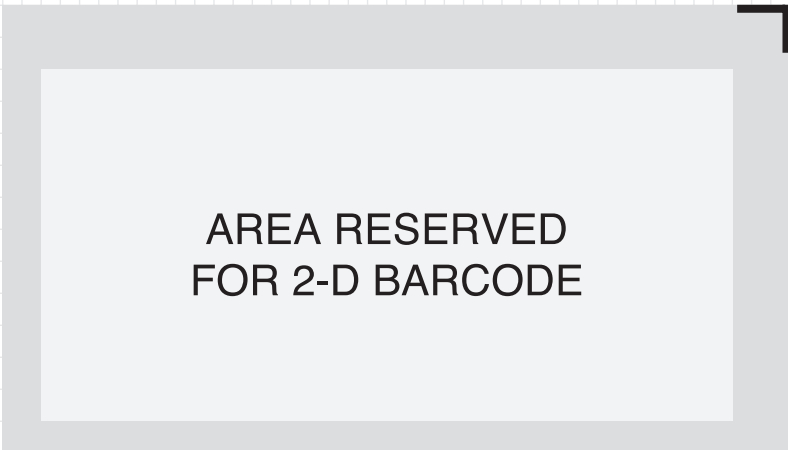

50.	Excess inclusion	50	XXXXXXXXXXXXXX
51.	Taxable income or loss	51	-XXXXXXXXXXXXXX
52.	Income	52	XXXXXXXXXXXXXX
53.	Combine lines 51 and 52	53	-XXXXXXXXXXXXXX

XXXXXXXXXXXXXXXXXXXXXXXXXXXXXXXXXXXX

XXXXXXXXXXXXXXXXXXXXXXXXXXXXXXXXXXXX

04
05
06
07
08
09
10
11
12
13
14
15
16
17
18
19
20
21
22
23
24
25
26
27
28
29
30
31
32
33
34
35
36
37
38
39
40
41
42
43
44
45
46
47
48
49
50
51
52
53
54
55
56
57
58
59
60
61
62
63

04
05
06
07
08
09
10
11
12
13
14
15
16
17
18
19
20
21
22
23
24
25
26
27
28
29
30
31
32
33
34
35
36
37
38
39
40
41
42
43
44
45
46
47
48
49
50
51
52
53
54
55
56
57
58
59
60
61
62
63



2024 Schedule E, pg. 3

XXXXXXXXXXXXXX

SOCIALSECNO

Farm Income

54. Net farm rental income or loss **54** -XXXXXXXXXXXXXX

Summary

55. Income or loss. Combine lines 24, 35, 49, 53 and 54 **55** -XXXXXXXXXXXXXX

56. Massachusetts differences Enclose statements **56** -XXXXXXXXXXXXXX

57. Abandoned building renovation deduction **57** -XXXXXXXXXXXXXX

58. Total income or loss. Combine lines 55 through 57 **58** -XXXXXXXXXXXXXX

XXXXXXXXXXXXXXXXXXXXXXXXXXXXXXXXXXXX

XXXXXXXXXXXXXXXXXXXXXXXXXXXXXXXXXXXX