

Forms & Instructions

California 540NR

2016 Nonresident or Part-Year Resident Booklet

**Members of the
Franchise Tax Board**

Betty T. Yee, Chair
Fiona Ma, CPA, Member
Michael Cohen, Member

F
R
A
N
C
H
I
S
E

T
A
X

B
O
A
R
D

COVER GRAPHICS OMITTED FOR DOWNLOADING SPEED

Table of Contents

Important Dates	2	Schedule CA (540NR) , California Adjustments – Nonresidents or Part-Year Residents	39
Do I Have to File?	3	Instructions for Schedule CA (540NR)	41
What’s New and Other Important Information for 2016	4	Schedule D (540NR) , California Capital Gain or Loss Adjustment	51
How Nonresidents and Part-Year Residents are Taxed	6	Instructions for Schedule D (540NR)	53
Which Form Should I Use?	7	Paying Your Taxes	56
Frequently Asked Questions	8	FTB 3519 , Payment for Automatic Extension for Individuals	57
Instructions for Short Form 540NR	9	FTB 3885A , Depreciation and Amortization Adjustments	59
Nonrefundable Renter’s Credit Qualification Record	13	FTB 3514 , California Earned Income Tax Credit	61
Additional Information	15	Instructions for Form FTB 3514	63
Credit Chart	16	FTB 3532 , Head of Household Filing Status Schedule	71
Voluntary Contribution Fund Descriptions	17	Instructions for Form FTB 3532	73
Short Form 540NR , California Nonresident or Part-Year Resident Income Tax Return	19	2016 California Tax Table	75
Instructions for Long Form 540NR	23	2016 California Tax Rate Schedules	80
Long Form 540NR , California Nonresident or Part-Year Resident Income Tax Return	35	How To Get California Tax Information	82
		Privacy Notice	82
		Automated Phone Service	83

Important Dates

When the due date falls on a weekend or holiday, the deadline to file and pay without penalty is extended to the next business day.

April 18, 2017**	Last day to file and pay the 2016 amount you owe to avoid penalties and interest.* See form FTB 3519 for more information. * If you are living or traveling outside the United States on April 18, 2017, the dates for filing your tax return and paying your tax are different. See form FTB 3519 for more information. **Due to the federal Emancipation Day holiday observed on April 17, 2017, tax returns filed and payments mailed or submitted on April 18, 2017, will be considered timely.
October 16, 2017	Last day to file or e-file your 2016 tax return to avoid a late filing penalty and interest computed from the original due date of April 15, 2017.
April 18, 2017* June 15, 2017 September 15, 2017 January 16, 2018	The dates for 2017 estimated tax payments. Generally, you do not have to make estimated tax payments if your California withholding in each payment period totals 90% of your required annual payment. Also, you do not have to make estimated tax payments if you will pay enough through withholding to keep the amount you owe with your tax return under \$500 (\$250 if married/registered domestic partner (RDP) filing separately). However, if you do not pay enough tax either through withholding or by making estimated tax payments, you may have an underpayment of estimated tax penalty. For more information call 800.338.0505, select personal income tax, then select frequently asked questions, and enter code 208 . * Due to the federal Emancipation Day holiday observed on April 17, 2017, tax returns filed and payments mailed or submitted on April 18, 2017, will be considered timely.

\$\$\$ for You

Earned Income Tax Credit

- **Federal Earned Income Tax Credit (EIC)** – EIC reduces your federal tax obligation, or allows a refund if no federal tax is due. You may qualify if you earned less than \$47,955 (\$53,505 if married filing jointly) and have qualifying children or you have no qualifying children and you earned less than \$14,880 (\$20,430 if married filing jointly). Call the Internal Revenue Service (IRS) at 800.829.4477 and when instructed enter topic **601**, see the federal income tax booklet; or go to the IRS website at irs.gov and search for **eitc assistant**.
- **California Earned Income Tax Credit (EITC)** – EITC reduces your California tax obligation, or allows a refund if no California tax is due. You may qualify if you have wage income earned in California of less than \$14,162. You do not need a child to qualify. For more information go to ftb.ca.gov and search for **EITC** or get form FTB 3514 – California Earned Income Tax Credit.

Refund of Excess State Disability Insurance (SDI) – If you worked for at least two employers during 2016 who together paid you more than \$106,742 in wages, you may qualify for a refund of excess SDI. See the instructions on page 29.

Common Errors and How to Prevent Them

Help us process your tax return quickly and accurately. When we find an error, it requires us to stop to verify the information on the tax return, which slows processing. The most common errors consist of:

- Claiming the wrong amount of estimated tax payments
- Claiming the wrong amount of standard deduction or itemized deductions
- Making tax computation errors
- Claiming the wrong amount of real estate and other withholding
- Claiming the wrong amount of withholding tax credit by incorrectly totaling or transferring the amounts from your withholding documents.

To avoid errors and to help process your tax return faster, use these helpful hints when preparing your tax return.

Claiming estimated tax payments:

- Verify the amount of estimated tax payments claimed on your tax return matches what you sent to the Franchise Tax Board (FTB) for that year. Go to ftb.ca.gov and search for **myftb account** to view your total estimated tax payments before you file your tax return.
- Verify the overpayment amount from your 2015 tax return you requested to be applied to your 2016 estimated tax.
- If the FTB records do not match the amount of estimated tax payments claimed, a “Return Information Notice” will be sent explaining the difference.

Claiming state disability insurance:

- Verify the amount of State Disability Insurance (SDI) used to figure the amount of excess SDI claimed on Form 540NR, line 84, matches amounts from your W-2’s.

Claiming standard deduction or itemized deductions:

- Verify the adjusted gross income amount on Form 540NR, line 17 is calculated correctly
- See Form 540NR, line 18 instructions and worksheets for the amount of standard deduction or itemized deductions you can claim.

Computing your tax:

- Carry all percentages out four digits to the right of the decimal.
- Verify the total tax amount on Form 540NR, line 74 is calculated correctly.
- Go to ftb.ca.gov and search for **tax calculator** to compute your tax with the tax calculator or with the tax tables.
- Locate the correct tax amount from the tax table and transfer it to your tax return correctly.
- Verify any affected schedule to ensure that the total tax amount is correctly transferred over.

Claiming real estate and other withholding:

- Only claim withholding from Forms 592-B and 593 for tax year 2016.
- Claim withholding from Forms 592-B and 593 on Form 540NR Long, line 83. Do not include withholding from Form W-2 or estimated tax payments on line 83.

By using the helpful hints above, you assist in preventing delays in processing your tax return and unnecessary account adjustments.

Do I Have to File?

Steps to Determine Filing Requirement

If you are a nonresident of California and received income in 2016 with sources in California, go to Step 1. For more details see page 6.

Step 1: Is your gross income (gross income is computed under California law and consists of all income you received from all sources in the form of money, goods, property, and services, that is not exempt from tax) more than the amount shown in the California Gross Income chart below for your filing status, age, and number of dependents? If yes, you have a filing requirement. If no, go to Step 2.

Step 2: Is your adjusted gross income (adjusted gross income is computed under California law and consists of your federal adjusted gross income from all sources, reduced or increased by all California income adjustments) more

than the amount shown in the California Adjusted Gross Income chart below for your filing status, age, and number of dependents? If yes, you have a filing requirement. If no, go to Step 3.

Step 3: If your income is less than the amounts on the chart you may still have a filing requirement. See "Requirements for Children with Investment Income" and "Other Situations When You Must File." Do those instructions apply to you? If yes, you have a filing requirement. If no, go to step 4.

Step 4: Are you married/registered domestic partner (RDP) filing separately with separate property income? If no, you do not have a filing requirement. If yes, prepare a tax return. If you owe tax, you have a filing requirement.

Active duty military personnel, get FTB Pub. 1032, Tax Information for Military Personnel.

On 12/31/16, my filing status was:	and on 12/31/16, my age was: (If your 65th birthday is on January 1, 2017, you are considered to be age 65 on December 31, 2016)	California Gross Income			California Adjusted Gross Income		
		Dependents			Dependents		
		0	1	2 or more	0	1	2 or more
Single or Head of household	Under 65 65 or older	16,597	28,064	36,664	13,278	24,745	33,345
		22,147	30,747	37,627	18,828	27,428	34,308
Married/RDP filing jointly Married/RDP filing separately (The income of both spouses/RDPs must be combined; both spouses/RDPs may be required to file a tax return even if only one spouse/RDP had income over the amounts listed.)	Under 65 (both spouses/RDPs) 65 or older (one spouse/RDP) 65 or older (both spouses/RDPs)	33,197	44,664	53,264	26,558	38,025	46,625
		38,747	47,347	54,227	32,108	40,708	47,588
Qualifying widow(er)	Under 65 65 or older		28,064	36,664		24,745	33,345
			30,747	37,627		27,428	34,308
Dependent of another person Any filing status	Any age	More than your standard deduction (Use the California Standard Deduction Worksheet for Dependents on page 25 to figure your standard deduction.)					

Requirements for Children with Investment Income

California law conforms to federal law which allows parents' election to report a child's interest and dividend income from children under age 19 or a student under age 24 on the parent's tax return. For each child under age 19 and student under age 24 who received more than \$2,100 of investment income in 2016, complete Long Form 540NR and form FTB 3800, Tax Computation for Certain Children with Investment Income, to figure the tax on a separate Long Form 540NR for your child.

If you qualify, you may elect to report your child's income of \$10,500 or less (but not less than \$1,050) on your return by completing form FTB 3803, Parents' Election to Report Child's Interest and Dividends. To make this election, your child's income must be **only** from interest and/or dividends. See "Order Forms and Publications" or go to ftb.ca.gov.

Other Situations When You Must File

If you have a tax liability for 2016 or owe any of the following taxes for 2016, you must file Long Form 540NR.

- Tax on a lump-sum distribution.
- Tax on a qualified retirement plan including an Individual Retirement Arrangement (IRA) or an Archer Medical Savings Account.
- Tax for children under age 19 or a student under age 24 who have investment income greater than \$2,100 (see paragraph above).
- Alternative minimum tax.
- Recapture taxes.
- Deferred tax on certain installment obligations.
- Tax on an accumulation distribution from a trust.

Filing Status

Use the same filing status for California that you used for your federal income tax return, unless you are an RDP. If you are an RDP and file single for federal, you must file married/RDP filing jointly or married/RDP filing separately for California. If you are an RDP and file head of household for federal, you may file head of household for California only if you meet the requirements to be considered not in a domestic partnership.

Exception: If you file a joint tax return for federal, you may file separately for California if either spouse was:

- An active member of the United States armed forces or any auxiliary military branch during 2016.
- A nonresident for the entire year and had no income from California sources during 2016.

Community Property States: If the spouse earning the California source income is domiciled in a community property state, community income will be split equally between the spouses. Both spouses will have California source income and they will not qualify for the nonresident spouse exception.

If you had no federal filing requirement, use the same filing status for California you would have used to file a federal income tax return.

Single

You are single if **any** of the following is true on December 31, 2016:

- You were never married or an RDP.
- You were divorced under a final decree of divorce, legally separated under a final decree of legal separation, or terminated your registered domestic partnership.
- You were widowed before January 1, 2016, and did not remarry or enter into another registered domestic partnership in 2016.

Married/RDP Filing Jointly

You may file married/RDP filing jointly if **any** of the following is true:

- You were married or an RDP as of December 31, 2016, even if you did not live with your spouse/RDP at the end of 2016.
- Your spouse/RDP died in 2016 and you did not remarry or enter another registered domestic partnership in 2016.
- Your spouse/RDP died in 2017 before you filed a 2016 tax return.

Married/RDP Filing Separately

- Community property rules apply to the division of income if you use the married/RDP filing separately status. For more information, get FTB Pub. 1031, Guidelines for Determining Resident Status, FTB Pub. 737, Tax Information for Registered Domestic Partners, FTB Pub. 1051A, Guidelines for Married/RDP Filing Separate Returns, or FTB Pub. 1032, Tax Information for Military Personnel. See "Order Forms and Publications" or go to ftb.ca.gov.
- You cannot claim a personal exemption credit for your spouse/RDP even if your spouse/RDP had no income, is not filing a tax return, and is not claimed as a dependent on another person's tax return.
- You may be able to file as head of household if you had a child living with you and you lived apart from your spouse/RDP during the entire last six months of 2016.

Head of Household

For the specific requirements that must be met to qualify for head of household (HOH) filing status, get FTB Pub. 1540, California Head of Household Filing Status. In general, head of household filing status is for unmarried individuals and certain married individuals or RDPs living apart who provide a home for a specified relative. You may be entitled to use head of household filing status if all of the following apply:

- You were unmarried and not in a registered domestic partnership, or you met the requirements to be considered unmarried or considered not in a registered domestic partnership on December 31, 2016.
- You paid more than one-half the cost of keeping up your home for the year in 2016.
- For more than half the year, your home was the main home for you and one of the specified relatives who by law can qualify you for head of household filing status.
- You were not a nonresident alien at any time during the year.

For a child to qualify as your foster child for head of household purposes, the child must either be placed with you by an authorized placement agency or by order of a court.

California requires taxpayers who use head of household filing status to file form FTB 3532, Head of Household Filing Status Schedule to report how the HOH filing status was determined.

For more information, get FTB Pub. 1540 at ftb.ca.gov or see code **934** on page 83 to order FTB Pub.1540 by telephone.

Qualifying Widow(er) with Dependent Child

Check the box on Long or Short Form 540NR, line 5 and use the joint tax return tax rates for 2016 if **all five** of the following apply:

- Your spouse/RDP died in 2014 or 2015 and you did not remarry or enter into another registered domestic partnership in 2016.

- You have a child, stepchild, adopted child, or foster child whom you claim as a dependent.
- This child lived in your home for all of 2016. Temporary absences, such as for vacation or school, count as time lived in the home.
- You paid over half the cost of keeping up your home for this child.
- You could have filed a joint tax return with your spouse/RDP the year he or she died, even if you actually did not do so.

What's New and Other Important Information for 2016

Differences between California and Federal Law

In general, for taxable years beginning on or after January 1, 2015, California law conforms to the Internal Revenue Code (IRC) as of January 1, 2015. However, there are continuing differences between California and federal law. When California conforms to federal tax law changes, we do not always adopt all of the changes made at the federal level. For more information, go to ftb.ca.gov and search for **conformity**. Additional information can be found in FTB Pub. 1001, Supplemental Guidelines to California Adjustments, the instructions for California Schedule CA (540NR), and the Business Entity tax booklets.

The instructions provided with California tax forms are a summary of California tax law and are only intended to aid taxpayers in preparing their state income tax returns. We include information that is most useful to the greatest number of taxpayers in the limited space available. It is not possible to include all requirements of the California Revenue and Taxation Code (R&TC) in the instructions. Taxpayers should not consider the instructions as authoritative law.

2016 Tax Law Changes/What's New

Voluntary Contributions – You may contribute to the following new funds:

- Revive the Salton Sea Fund
- California Domestic Violence Victims Fund
- Special Olympics Fund
- Type 1 Diabetes Research Fund

Low-Income Housing Credit – Allocations to Partners - For partnerships owning projects that receive a preliminary reservation of the Low-Income Housing Credit (LIHC) before January 1, 2020, the prior law exception that requires a partnership to allocate the credit among partners based upon the partnership agreement is re-enacted.

Sale of Credit – For projects that receive a preliminary reservation of the LIHC beginning on or after January 1, 2016, and before January 1, 2020, a taxpayer may make an irrevocable election in its application to the California Tax Credit Allocation Committee to sell all or any portion of the LIHC allowed to one or more unrelated parties for each taxable year in which the credit is allowed. An original purchaser is allowed a one-time resale of that credit to one or more unrelated parties. For more information, get form FTB 3521, Low-Income Housing Credit, or go to the California Tax Credit Allocation Committee website at treasurer.ca.gov/ctcac.

California Achieving a Better Life Experience (ABLE) Program – For taxable years beginning on or after January 1, 2016, the California Qualified ABLE Program was established and California generally conforms to the federal income tax treatment of ABLE accounts. This program was established to help blind or disabled people save money in a tax-favored ABLE account to maintain health, independence, and quality of life. Additional information can be found in the instructions of Form 3805P, Additional Taxes on Qualified Plans (Including IRAs) and Other Tax-Favored Accounts.

New California Motion Picture and Television Production Credit – For taxable years beginning on or after January 1, 2016, a **new** California motion picture and television production credit will be allowed to a qualified taxpayer. The credit is allocated and certified by the California Film Commission (CFC). The qualified taxpayer can:

- Offset the credit against income tax liability.
- Sell the credit to an unrelated party (independent films only).
- Assign the credit to an affiliated corporation.
- Apply the credit against qualified sales and use taxes.

For more information, get form FTB 3541, California Motion Picture and Television Production Credit, form FTB 3551, Sale of Credit Attributable to an Independent Film, go to ftb.ca.gov and search for **motion picture**, or go to the CFC website at film.ca.gov and search for **incentives**.

Native American Income – California does not tax reservation sourced income earned or received from the same Indian country in which you live and are an enrolled member. Additional information can be found in the instructions for California Schedule CA (540NR) and form FTB 3504, Enrolled Tribal Member Certification.

Other Important Information

Electronic Funds Withdrawal (EFW) – Make extension or estimated tax payments using tax preparation software. Check with your software provider to determine if they support EFW for extension or estimated tax payments.

Earned Income Tax Credit – For taxable years beginning on or after January 1, 2015, the refundable California Earned Income Tax Credit (EITC) is available to taxpayers who earned wage income within California. This credit is similar to the federal Earned Income Credit (EIC). This credit is available to taxpayers with earned income of less than \$13,870. Additional information can be found on California form FTB 3514, California Earned Income Tax Credit.

Payments and Credits Applied to Use Tax – For taxable years beginning on or after January 1, 2015, if a taxpayer includes use tax on their personal income tax return, payments and credits will be applied to use tax first, then towards income tax, interest, and penalties. Additional information can be found in the instructions for California Form 540.

Dependent Social Security Number (SSN) – For taxable years beginning on or after January 1, 2015, taxpayers claiming an exemption credit must write each dependent's SSN in the spaces provided within Line 10 for the California Form 540 and California Form 540NR (long and short).

Financial Incentive for Seismic Improvement – For taxable years beginning on or after January 1, 2015, taxpayers can exclude from gross income any amount received as loan forgiveness, grant, credit, rebate, voucher, or other financial incentive issued by the California Residential Mitigation Program or the California Earthquake Authority to assist a residential property owner or occupant with expenses paid, or obligations incurred, for earthquake loss mitigation. Additional information can be found in the instructions for California Schedule CA (540 and 540NR).

Natural Heritage Preservation Credit – For qualified contributions made on or after January 1, 2015, the credit carryover period has been extended to 15 years or until exhausted, whichever occurs first. Any unused credits remaining before January 1, 2015, will remain subject to an eight-year carryover provision. In addition, the period for when a qualified contribution is made, for which a tax credit will be allowed, has been extended to June 30, 2020.

Disaster Losses – For taxable years beginning on or after January 1, 2014, and before January 1, 2024, taxpayers may deduct a disaster loss for any loss sustained in any city, county, or city and county in California that is proclaimed by the Governor to be in a state of emergency. For these Governor-only declared disasters, subsequent state legislation is not required to activate the disaster loss provisions. Additional information can be found in the instructions for California form FTB 3805V, Net Operating Loss (NOL) Computation and NOL Disaster Loss Limitations – Individuals, Estates, and Trusts.

Head of Household – For taxable years beginning on or after January 1, 2015, California requires taxpayers who use head of household (HOH) filing status to file form FTB 3532, Head of Household Filing Status Schedule, to report how the HOH filing status was determined.

Financial Incentive for Turf Removal – For taxable years beginning on or after January 1, 2014, and before January 1, 2019, taxpayers can exclude from gross income any amount received as a rebate, voucher, or other financial incentive issued by a local water agency or supplier for participation in a turf removal water conservation program. Additional information can be found in the instructions for California Schedule CA (540NR).

New Employment Credit – For taxable years beginning on or after January 1, 2014, and before January 1, 2021, the New Employment Credit (NEC) is available to a qualified taxpayer that hires a qualified full-time employee on or after January 1, 2014, and pays or incurs qualified wages attributable to work performed by the qualified full-time employee in a designated census tract or economic development area, and receives a **tentative credit reservation** for that qualified full-time employee. In addition, an **annual certification of employment** is required with respect to each qualified full-time employee hired in a previous taxable year. In order to be allowed a credit, the qualified taxpayer must have a net increase in the total number of full-time employees in California. Any credits not used in the taxable year may be carried forward up to five years. If a qualified employee is terminated within the first 36 months after beginning employment,

the employer may be required to recapture previously taken credits. For more information, go to ftb.ca.gov and search for **nec** or get form FTB 3554, New Employment Credit.

Repeal of Geographically Targeted Economic Development Area Tax Incentives – The California legislature repealed and made changes to all of the Geographically Targeted Economic Development Area (G-TEDA) Tax Incentives. Enterprise Zones (EZ) and Local Agency Military Base Recovery Areas (LAMBRA) were repealed on January 1, 2014. The Targeted Tax Areas (TTA) and Manufacturing Enhancement Areas (MEA) both expired on December 31, 2012. For more information, go to ftb.ca.gov and search for **repeal tax incentives**.

California Competes Tax Credit – For taxable years beginning on and after January 1, 2014, and before January 1, 2025, the California Competes Tax Credit is available to businesses that want to come to California or stay and grow in California. Tax credit agreements will be negotiated by the Governor's Office of Business and Economic Development (GO-Biz) and approved by the California Competes Tax Credit Committee. The California Competes Tax Credit only applies to state income or franchise tax. Taxpayers who are awarded a contract by the committee will claim the credit on their income or franchise tax returns using credit code 233. The credit can reduce tax below the tentative minimum tax. Any credits not used in the taxable year may be carried forward up to six years. For more information, go to the GO-Biz website at business.ca.gov or ftb.ca.gov and search for **ca competes** or get form FTB 3531, California Competes Tax Credit.

Like-Kind Exchanges – For taxable years beginning on or after January 1, 2014, California requires taxpayers who exchange property located in California for like-kind property located outside of California, and meet all of the requirements of IRC Section 1031, to file an annual information return with the Franchise Tax Board (FTB). For more information, get form FTB 3840, California Like-Kind Exchanges, or go to ftb.ca.gov and search for **like kind**.

College Access Tax Credit – For taxable years beginning on or after January 1, 2014, and before January 1, 2017, a credit is available to taxpayers who contribute to the College Access Tax Credit Fund. Taxpayers who receive a certificate from the California Educational Facilities Authority (CEFA) may claim the credit on their income or franchise tax returns using credit code 235. The CEFA will provide a copy of each credit certificate issued, to the Franchise Tax Board (FTB). Any credits not used in the taxable year may be carried forward to future years for up to six years. For more information, go to treasurer.ca.gov/cefa or get form FTB 3592, College Access Tax Credit.

Cancellation of Debt Income (CODI) – For taxable years beginning on or after January 1, 2014, and before January 1, 2019, California did not conform to the federal recognition of business debt reacquisition CODI under IRC Section 108(i). If you recognized the CODI for federal tax purposes, then you must deduct the federal CODI amount. See Sch. CA (540/540NR) line 12 instructions for more information.

Net Operating Loss (NOL) Carryback – NOLs incurred in taxable years beginning on or after January 1, 2013, shall be carried back to each of the preceding two taxable years.

The allowable NOL carryback percentage varies. For an NOL incurred in a taxable year beginning on or after:

- January 1, 2013, and before January 1, 2014, the carryback amount shall not exceed 50% of the NOL.
- January 1, 2014, and before January 1, 2015, the carryback amount shall not exceed 75% of the NOL.
- January 1, 2015, the carryback amount shall be 100% of the NOL.

To make the election, check the box in Part I under Section C – Election to Waive Carryback, of form FTB 3805V, and attach form FTB 3805V to the tax return. For more information, get form FTB 3805V.

Individuals, Estates, and Trusts compute the NOL carryback in Part IV of form FTB 3805V. For more information, get form FTB 3805V.

Election to Waive Carryback – Any taxpayer entitled to a carryback period pursuant to IRC Section 172(b)(3) may elect to relinquish/waive the entire carryback period with respect to an NOL incurred in the 2013 taxable year. By making the election, the taxpayer is electing to carry an NOL forward instead of carrying it back in the previous two years.

To make the election, check the box in Part I under Section C, Election to Waive Carryback, of form FTB 3805V, and attach form FTB 3805V to the tax return. For more information, get form FTB 3805V.

Mandatory Electronic Payments – You are required to remit all your payments electronically once you make an estimate or extension payment exceeding \$20,000 or you file an original tax return with a total tax liability over \$80,000. Once you meet this threshold, all subsequent payments regardless of amount, tax type, or taxable year must be remitted electronically. The first payment that would trigger the mandatory e-pay requirement does not have to be made electronically. Individuals who do not send the payment electronically may be subject to a 1% noncompliance penalty.

You can request a waiver from mandatory e-pay if one or more of the following is true:

- You have not made an estimated tax or extension payment in excess of \$20,000 during the current or previous taxable year.
- Your total tax liability reported for the previous taxable year did not exceed \$80,000.
- The amount you paid is not representative of your total tax liability.

For more information or to obtain the waiver form, go to ftb.ca.gov and search for **mandatory e-pay**. Electronic payments can be made using Web Pay on FTB's website, electronic funds withdrawal (EFW) as part of the e-file tax return, or your credit card.

Estimated Tax Payments – Taxpayers are required to pay 30% of the required annual payment for the 1st required installment, 40% of the required annual payment for the 2nd required installment, no installment is due for the 3rd required installment, and 30% of the required annual payment for the 4th required installment.

Taxpayers with a tax liability less than \$500 (\$250 for married/RDP filing separately) do not need to make estimated tax payments.

Mortgage Forgiveness Debt Relief – California law does not conform to federal law regarding the discharge of indebtedness from the disposition of your principal residence occurring on or after January 1, 2014. For more information, get Schedule CA (540NR).

Backup Withholding – With certain limited exceptions, payers that are required to withhold and remit backup withholding to the Internal Revenue Service (IRS) are also required to withhold and remit to the FTB on income sourced to California. If the payee has backup withholding, the payee must contact the FTB to provide a valid taxpayer identification number, before filing the tax return. Failure to provide a valid taxpayer identification number may result in a denial of the backup withholding credit. For more information, go to ftb.ca.gov and search for **backup withholding**.

Registered Domestic Partners (RDP) – Under California law, RDPs must file their California income tax return using either the married/RDP filing jointly or married/RDP filing separately filing status. RDPs have the same legal benefits, protections, and responsibilities as married couples unless otherwise specified.

If you entered into a same sex legal union in another state, other than a marriage, and that union has been determined to be substantially equivalent to a California registered domestic partnership, you are required to file a California income tax return using either the married/RDP filing jointly or married/RDP filing separately filing status.

For purposes of California income tax, references to a spouse, husband, or wife also refer to a California RDP, unless otherwise specified. When we use the initials RDP they refer to both a California registered domestic "partner" and a California registered domestic "partnership," as applicable. For more information on RDPs, get FTB Pub. 737, Tax Information for Registered Domestic Partners.

Direct Deposit Refund – You can request a direct deposit refund on your tax return whether you e-file or file a paper tax return. Please be sure to fill in the routing and account numbers carefully and double-check the numbers for accuracy to avoid it being rejected by your bank.

Direct Deposit for ScholarShare 529 College Savings Plans – If you have a ScholarShare 529 College Savings Plan account maintained by the ScholarShare Investment Board, you may have your refund directly deposited to your ScholarShare account.

Group Nonresident Returns (also known as Composite Returns) – For taxable years beginning on or after January 1, 2009:

- Group nonresident returns may include less than two nonresident individuals.
- Nonresident individuals with more than \$1,000,000 of California taxable income are eligible to be included in group nonresident returns. An additional 1% tax will be assessed on their entire California taxable income if they elect to be part of the group return.

See FTB Pub. 1067, Guidelines for Filing a Group Form 540NR, for more information.

California Disclosure Obligations – If the individual was involved in a reportable transaction, including a listed transaction, the individual may have a disclosure requirement. Attach federal Form 8886, Reportable Transaction Disclosure Statement, to the back of the California tax return along with any other supporting schedules. If this is the first time the reportable transaction is disclosed on the tax return, send a duplicate copy of the federal Form 8886 to the address below. The FTB may impose penalties if the individual fails to file federal Form 8886 or fails to provide any other required information. A material advisor is required to provide a reportable transaction number to all taxpayers and material advisors for whom the material advisor acts as a material advisor.

TAX SHELTER FILING
ATSU 398 MS F385
FRANCHISE TAX BOARD
PO BOX 1673
SACRAMENTO CA 95812-9900

For more information, go to ftb.ca.gov and search for **tax shelters**.

How Nonresidents and Part-Year Residents Are Taxed

General Information

Nonresidents of California who received California sourced income in 2016, or moved into or out of California in 2016, file either the Long or Short Form 540NR, California Nonresident or Part-Year Resident Income Tax Return. California taxes all income received while you resided in California and the income you received from California sources while a nonresident. See "Which Form Should I Use?" to determine which form to use (Long or Short Form 540NR).

If you file the Long Form 540NR, use Schedule CA (540NR), California Adjustments — Nonresidents or Part-Year Residents, column A through column D to compute your total adjusted gross income as if you were a resident of California for the entire year. Use column E to compute all items of total adjusted gross income you received while a resident of California and those you received from California sources while a nonresident. You determine your California tax by multiplying your California taxable income by an effective tax rate. The effective tax rate is the tax on total taxable income, taken from the tax table, divided by total taxable income. You may also qualify for California tax credits, which reduces the amount of California tax you owe.

If you file the Short Form 540NR, use line 13, line 14, and line 17 to compute your total adjusted gross income as if you were a resident of California for the entire year. Use line 32 to compute all items of total adjusted gross income you received while a resident of California and those you received from California sources while a nonresident.

If you were a resident of California for all of 2016 get a California Resident Personal Income Tax Booklet and file Form 540, California Resident Income Tax Return; or Form 540 2EZ, California Resident Income Tax Return.

For more information on the taxation of nonresidents and part-year residents, get FTB Pub. 1100, Taxation of Nonresidents and Individuals Who Change Residency. Go to ftb.ca.gov or see "Where To Get Income Tax Forms and Publications."

Pension Income of Retirees Who Move to Another State

Nonresidents of California Receiving a California Pension

California does not impose tax on retirement income attributable to services performed in California received by a nonresident after December 31, 1995.

California Residents Receiving an Out-of-State Pension

In general California residents are taxed on all income, including income from sources outside California. Therefore, a pension attributable to services performed outside California but received after you become a California resident is taxable.

For more information about pensions, get FTB Pub. 1005, Pension and Annuity Guidelines. Go to ftb.ca.gov or see "Where to Get Income Tax Forms and Publications."

Temporary and Transitory Absences from California

If you are domiciled in California and you worked outside of California for an uninterrupted period of at least 546 consecutive days under an employment contract, you are considered a nonresident. This provision also applies to the spouse/RDP who accompanies the employed individual during those 546 consecutive days. However, you will not qualify under this provision if you are present in California for a total of more than 45 days during any taxable year covered by the contract, or if you have income from stocks, bonds, notes, or other intangible property in excess of \$200,000 for any taxable year covered by the contract. For more information, get FTB Pub. 1031. Go to ftb.ca.gov or see "Where To Get Income Tax Forms and Publications."

Group Nonresident Return

Nonresident partners, nonresident members, and nonresident shareholders of a partnership, limited liability company, or S corporation that does business in California or has income from California sources may elect to file a group nonresident return on the Long Form 540NR. For more information get FTB Pub. 1067, Guidelines for Filing a Group Form 540NR. This publication includes form FTB 1067A, Nonresident Group Return Schedule, which must be attached to the group Long Form 540NR. Go to ftb.ca.gov or see "Where to Get Income Tax Forms and Publications."

Military Servicemembers

Active duty military servicemembers refer to FTB Pub. 1032, Tax Information for Military Personnel. Go to ftb.ca.gov or see "Where to Get Income Tax Forms and Publications."

Servicemembers domiciled outside of California, and their spouses/RDPs, exclude the member's military compensation from gross income when computing the tax rate on nonmilitary income. Requirements for military servicemembers domiciled in California remain unchanged. Military servicemembers domiciled in California must include their military pay in total income. In addition, they must include their military pay in California source income when stationed in California. However, military pay is not California source income when a servicemember is permanently stationed outside of California. Beginning 2009, the federal Military Spouses Residency Relief Act may affect the California income tax filing requirements for spouses of military personnel.

Which Form Should I Use?

Were you and your spouse/RDP California residents during the entire year 2016?

No. Check the chart below to see which form to use.

Yes. Use Forms 540, or 540 2EZ. To download or order the Form 540 Personal Income Tax Booklet or the Form 540 2EZ Personal Income Tax Booklet, go to ftb.ca.gov or see, "Where to Get Income Tax Forms and Publications."

	Short Form 540NR	Long Form 540NR
Filing Status	Single, married/RDP filing jointly, head of household, qualifying widow(er)	Any filing status
Dependents	0-5 allowed	All dependents you are entitled to claim
Amount of Income	Total income of \$100,000 or less	Any amount of income
Sources of Income	Only income from: <ul style="list-style-type: none"> • Wages, salaries, tips • Taxable interest • Unemployment compensation • Paid Family Leave Insurance California does not tax unemployment compensation	All sources of income
California Adjustments to Income	<ul style="list-style-type: none"> • Unemployment compensation • Military pay adjustment (R&TC Section 17140.5) • Paid Family Leave Insurance 	All adjustments to income
Standard Deduction	Allowed	Allowed
Itemized Deductions	No itemized deductions	All itemized deductions
Payments	Only withholding on Form(s) W-2 and 1099's showing California tax withheld	<ul style="list-style-type: none"> • Withholding from all sources • Estimated tax payments • Payments made with extension • Excess state disability insurance (SDI) or voluntary plan disability insurance (VPDI)
Tax Credits	<ul style="list-style-type: none"> • California earned income tax credit • Personal exemption credits • Blind exemption credit • Up to 5 dependent exemption credits • Nonrefundable renter's credit 	All tax credits
Other Taxes	Taxes computed using only the tax table	All taxes

Frequently Asked Questions

(Go to ftb.ca.gov for more frequently asked questions.)

1. What if I can't file by April 18, 2017, and I think I owe tax?

You must pay 100% of the amount you owe by April 18, 2017, to avoid interest and penalties. If you cannot file because you have not received all your Form(s) W-2, estimate the amount of tax you owe by completing form FTB 3519, Payment for Automatic Extension for Individuals. Mail it to the FTB with your payment by April 18, 2017, or pay online at ftb.ca.gov. Then, when you receive all your Form(s) W-2, complete and mail your tax return by October 16, 2017, (you must use Long Form 540NR).

2. I never received a Form W-2. What should I do?



204

If not all your Forms W-2 were received by January 31, 2017, contact your employer. Only an employer issues or corrects a Form W-2. For more information, call 800.338.0505, follow the recorded instructions and enter code **204**.

If you cannot get a copy of your Form(s) W-2, complete form FTB 3525, Substitute for Form W-2, Wage and Tax Statement, or Form 1099-R, Distributions from Pensions, Annuities, Retirement, or Profit Sharing Plans, IRAs, Insurance Contracts, etc. Go to ftb.ca.gov or see "Where To Get Income Tax Forms and Publications." For online wage and withholding information, go to ftb.ca.gov and search for **myftb account**.

3. How can I get help?

Throughout California more than 1,200 sites provide trained volunteers offering free help during the tax filing season to persons who file simple federal and state income tax returns. Many military bases also provide this service for members of the U.S. Armed Forces. Go to ftb.ca.gov and search for **vita** to find a list of participating locations or call the FTB at 800.852.5711 to find a location near you.

4. What do I do if I can't pay what I owe with my 2016 tax return?

Pay as much as possible when you file your tax return. If unable to pay your tax in full with your tax return, make a request for monthly payments. However, interest accrues and an underpayment penalty may be charged on the tax not paid by April 18, 2017, even if your request for monthly payments is approved. To make monthly payments, complete form FTB 3567, Installment Agreement Request, online or mail it to the address on the form. **Do not mail it with your tax return.**

The Installment Agreement Request might not be processed and approved until after your tax return is processed, and you may receive a bill before you receive approval of your request.



949

To order this form, go to ftb.ca.gov or call 800.338.0505 and follow the recorded instructions and enter code **949**.



610

For information on how to pay by credit card, go to ftb.ca.gov and search for **credit card**, or call 800.338.0505 and follow the recorded instructions and enter code **610**.

5. Is direct deposit safe?

Direct deposit is safe and convenient. To have your refund directly deposited into your bank account, fill in the account information on Long Form 540NR, Side 4, line 126 and line 127 or Short Form 540NR, Side 3, line 126 and line 127. Fill in the routing and account numbers and indicate the account type.

6. How can I check on the status of my refund?

Go to ftb.ca.gov and search for **refund status**. You will need your social security number (SSN) or individual taxpayer identification number (ITIN) and the refund amount from your tax return.

You can also call our automated phone service.

7. I discovered an error on my tax return. What should I do?



908

If you discover an error on your California income tax return, after you filed it (paper or e-file), use Form 540X, Amended Individual Income Tax Return, to correct your return. Get Form 540X at ftb.ca.gov or call 800.338.0505 and follow the recorded instructions and enter code **908**. You cannot e-file an amended tax return.

8. The IRS made changes to my federal tax return. What should I do?

If your federal income tax return is examined and changed by the IRS and you owe additional tax, report these changes to the FTB within six months of the date of the final federal determination. If the changes the IRS made result in a refund due for California, claim a refund within two years of the date of the final federal determination. Either use Form 540X, to correct the California income tax return you already filed, or send a copy of the federal changes to:

ATTN RAR/VOL MS F310
FRANCHISE TAX BOARD
PO BOX 1998
RANCHO CORDOVA CA 95741-1998

or Fax the information to 916.843.2269.

If you have any questions relating to the IRS audit adjustments, call 916.845.4028.

For general tax information or questions, call 800.852.5711.

Regardless of which method you use to notify the FTB, you must include a copy of the final federal determination along with all data and schedules on which the federal adjustment was based. Get FTB Pub. 1008, Federal Tax Adjustments and Your Notification Responsibilities to California, for more information. Go to ftb.ca.gov or see "Order Forms and Publications."

File Form 540X only if the change affected your California tax liability.

9. How long should I keep my tax information?

Requests for information from you regarding your California income tax return usually occurs within the California statute of limitations period, which is usually the later of four years from the due date of the tax return or four years from the file date of the tax return. (**Exception:** An extended statute of limitations period may apply for California or federal tax returns that are related to or subject to a federal audit.)

Keep a copy of your tax return and the records that verify the income, deductions, adjustments, or credits reported on your return. Some records should be kept longer. For example, keep property records as long as needed to figure the basis of the property or records needed to verify carryover losses (e.g., net operating losses, capital losses, passive losses, casualty losses, etc.).

10. I will be moving after I file my tax return. How do I notify the FTB of my new address?

Notify the FTB of your new address. Go to ftb.ca.gov and search for **myftb account** or call 800.852.5711 and follow the recorded instructions to report a change of address. You may also use form FTB 3533, Change of Address. If you change your address online or by phone, you do not need to file form FTB 3533.

After filing your tax return, report a change of address to us for up to four years, especially if you leave the state and no longer have a requirement to file a California tax return.

11. Are all domestic partners required to file joint or separate tax returns?

No, only domestic partners who are registered with the California Secretary of State are required to file using the married/RDP filing jointly or married/RDP filing separately filing status.

2016 Instructions for Short Form 540NR California Nonresident or Part-Year Resident Income Tax Return

References in these instructions are to the Internal Revenue Code (IRC) as of **January 1, 2015**, and the California Revenue and Taxation Code (R&TC).

Before You Begin

Complete your federal income tax return (Form 1040, Form 1040A, Form 1040EZ, Form 1040NR, or Form 1040NR-EZ) before you begin your Short Form 540NR, California Nonresident or Part-Year Resident Income Tax Return. You will use information from your federal income tax return to complete your Short Form 540NR. Complete and mail Short Form 540NR by April 18, 2017. Due to the federal Emancipation Day holiday observed on April 17, 2017, tax returns filed and payments mailed or submitted on April 18, 2017, will be considered timely.

If unable to mail your tax return by this date, see page 2.

To get forms and publications referred to in these instructions, go to ftb.ca.gov or see "Where To Get Income Tax Forms and Publications."

You cannot use Short Form 540NR if any of the items below apply to you. Instead use Long Form 540NR.

- Your filing status is married/RDP filing separately.
- You or your spouse/RDP are 65 or older.
- You are claiming more than five dependents.
- Your total income is more than \$100,000.
- You have interest income from U.S. Obligations, U.S. Treasury Bills, Notes, Bonds, or other sources that is taxable for federal purposes and exempt for state purposes.
- You qualify for the California Nonrefundable Child and Dependent Care Expenses Credit.
- You have withholding from Form 592-B, Resident and Nonresident Withholding Tax Statement or Form 593, Real Estate Withholding Tax Statement.
- You made estimated tax payments or have an estimated tax transfer available from 2015.



You may qualify for the federal earned income tax credit. See page 2 for more information.

Note: The lines on Short Form 540NR are numbered with gaps in the line number sequence. For example, lines 20 through 30 do not appear on Short Form 540NR, so the line number that follows line 19 on Short Form 540NR is line 31.

Name(s) and Address

Print your first name, middle initial, last name, and street address, in black or blue ink, in the spaces provided at the top of Short Form 540NR.

Suffix

Use the Suffix field for generational name suffixes such as "SR", "JR", "III", "IV". Do not enter academic, professional, or honorary suffixes.

Additional Information

Use the Additional Information field for "In-Care-Of" name and other supplemental address information only.

Foreign Address

If you have a foreign address, follow the country's practice for entering the city, county, province, state, country, and postal code, as applicable, in the appropriate boxes. **Do not** abbreviate the country name.

Date of Birth (DOB)

Enter your DOBs (mm/dd/yyyy) in the spaces provided. If you file a joint tax return, enter the DOBs in the same order as the names.

Prior Name

If you or your spouse/RDP filed your 2015 tax return under a different name, write the last name **only** from the 2015 tax return.

Social Security Number (SSN) or Individual Taxpayer Identification Number (ITIN)

Enter your SSNs in the spaces provided. If you file a joint tax return, enter the SSNs in the same order as the names.

If you do not have an SSN because you are a nonresident or a resident alien for federal tax purposes, and the IRS issued you an ITIN, enter the ITIN in the space provided for the SSN.

An ITIN is a tax processing number issued by the IRS to foreign nationals and others who have a federal tax filing requirement and do not qualify for an SSN. It is a nine-digit number that always starts with the number 9.

Filing Status

Line 1 through Line 5 – Filing Status

See page 3 for the requirements for each of the filing statuses. Then check the box on the Short Form 540NR that applies to you. If your filing status is married/RDP filing separately, use the Long Form 540NR.

Nonresident Alien

A joint tax return may be filed if, in the case of a nonresident alien married/RDP to a United States citizen or resident, both spouses/RDPs elect to treat the nonresident alien spouse/RDP as a resident for tax purposes.

Residency

Complete the residency portion by checking all of the boxes that apply to you and your spouse/RDP, and provide the applicable information.

"Residence" is the place where you have the closest ties.

"Domicile" is the place where you voluntarily establish yourself and your family, not merely for a special or limited purpose, but with a present intention of making it your true, fixed and permanent home and principal establishment. It is the place where, whenever you are absent or away, you intend to return.

Get FTB Pub. 1031, Guidelines for Determining Resident Status, for more information. Go to ftb.ca.gov or see "Where To Get Income Tax Forms and Publications."

Exemptions

Caution: If you or your spouse/RDP are 65 or older, use the Long Form 540NR.

Line 6 – Can be Claimed as Dependent

Check the box on line 6 if someone else can claim you or your spouse/RDP as a dependent on their tax return, even if they choose not to.

Line 7 – Personal Exemptions

Did you check the box on line 6?

No Follow the instructions on Short Form 540NR, line 7.

Yes Ignore the instructions on Short Form 540NR, line 7. Instead, enter the amount shown below for your filing status:

- Single, enter -0-.
- Head of household, enter -0-.
- Married/RDP filing jointly and both you and your spouse/RDP can be claimed as dependents, enter -0-.
- Married/RDP filing jointly and only one spouse/RDP can be claimed as a dependent, enter 1.

Do not claim this credit if someone else can claim you as a dependent on their tax return.

Line 8 – Blind Exemptions

The first year you claim this exemption credit, attach a doctor's statement to the back of Short Form 540NR indicating that you or your spouse/RDP is visually impaired. Visually impaired means not capable of seeing better than 20/200 while wearing glasses or contact lenses, or if your field of vision is not more than 20 degrees. If you e-file, attach any requested forms, schedules and documents according to your software's instructions.

Do not claim this credit if someone else can claim you as a dependent on their tax return.

Line 10 – Dependent Exemptions

To claim an exemption credit for each of your dependents, you must write each dependent's first and last name, SSN and relationship to you in the space provided. The persons you list as dependents must be the same persons you listed as dependents on your federal income tax return. Count the number of dependents listed and enter the total in the box on line 10. Multiply the number you entered by the pre-printed dollar amount and enter the result.

If you are claiming more than three dependents attach a separate schedule. If you are claiming more than five dependents, use Long Form 540NR.

If your dependent child was born and died in 2016 and you do not have an SSN for the child, enter "Died" in the space provided for the SSN and include a copy of the child's birth certificate, death certificate, or hospital records. The document must show the child was born alive. If you e-file, attach any requested forms, schedules and documents according to your software's instructions.

Line 11 – Exemption Amount

Add line 7 through line 10 and enter the total amount of all exemptions for personal, blind, and dependent.

Total Taxable Income

Refer to your completed federal income tax return to complete this section. If your total income from federal Form 1040, line 37; Form 1040A, line 21; Form 1040EZ, line 4; Form 1040NR, line 36; or Form 1040NR-EZ, line 10 is more than \$100,000, you cannot file this form. File the Long Form 540NR.

Line 12 – Total California Wages

Enter the total amount of your California wages from your Form(s) W-2, Wage and Tax Statement. This amount is reported on Form W-2, box 16.

Line 14 – California Adjustments To Income

California does not tax unemployment compensation or Paid Family Leave Insurance benefits. Enter the total of any unemployment compensation and/or Paid Family Leave Insurance benefits reported on federal Form(s) 1099-G, Certain Government Payments, and shown on your federal Form 1040EZ, line 3; Form 1040A, line 13; Form 1040, line 19; or Form 1040NR, line 20.

If you have interest income from U.S. Obligations, U.S. Treasury Bills, Notes, Bonds, or other sources that is taxable for federal purposes and exempt for state purposes, you cannot file this form. File the Long Form 540NR.

Military Pay Adjustment

Compensation for military service of a servicemember domiciled outside of California is exempt from California tax. It is excluded from adjusted gross income. If you are an active duty military servicemember domiciled outside of California, your active duty military pay is excluded from adjusted gross income.

To claim your adjustment, write "MPA" on the dotted line to the left of line 14. Add this amount to any unemployment compensation and/or Paid Family Leave Insurance benefits and enter on line 14. You will also exclude this amount from adjusted gross income on line 32. Attach a copy of your Form(s) W-2, reflecting your military compensation, to your tax return. See "Assembling Your Tax Return."

Line 18 – California Standard Deduction

Did you check the box on line 6? If yes, use the California Standard Deduction Worksheet for Dependents on page 25 of the Long Form 540NR instructions. If no, use the standard deduction amount for your filing status.

California Taxable Income

e-file and you won't have to do the math. Go to ftb.ca.gov and search for **efile**.

Line 31 – Tax on Total Taxable Income

Figure the tax on the amount on line 19 (see California tax table that begins on page 75). Use the correct filing status and taxable income amount.

To automatically figure your tax or to verify your tax calculation, use our online tax calculator. Go to ftb.ca.gov and search for **tax calculator**.

Line 32 – CA Adjusted Gross Income

If married/RDP filing jointly, each spouse/RDP reports income based on his or her residency status.

Full-year nonresident – Enter your California wages from Form(s) W-2, box 16.

Part-year resident – Enter your:

- California wages from Form(s) W-2, box 16.
- Non-California wages received while you were a California resident from Form(s) W-2, box 16.
- Interest income received while you were a California resident.

Full-year resident – Enter your:

- California and non-California wages from all your Form(s) W-2, box 16.
- All of your interest income.

Line 36 – CA Tax Rate

In this computation, the Franchise Tax Board (FTB) rounds the tax rate to four digits after the decimal. If your computation is different, you may receive a notice due to the difference in rounding. Contact us at 800.852.5711 if you disagree with this notice.

Line 38 – CA Exemption Credit Percentage

Divide the California Taxable Income (line 35) by Total Taxable Income (line 19). This percentage does not apply to the Nonrefundable Renter's Credit, Other State Tax Credit, or credits that are conditional upon a transaction occurring wholly within California. **If more than 1, enter 1.0000.**

Credits**Line 61 – Nonrefundable Renter's Credit**

If you paid rent on your principal California residence in 2016, you may be eligible for a credit to reduce your tax. See "Nonrefundable Renter's Credit Qualification Record" to find out if you qualify.

Nonrefundable Child and Dependent Care Expenses Credit – You may be eligible for the California nonrefundable child and dependent care expenses credit. If you qualify for the credit, file the Long Form 540NR. See line 50 for more information.

Payments**Line 81 – California Income Tax Withheld**

Enter your total California income tax withheld from your Form(s) W-2, box 17. Attach a copy of your Form(s) W-2, to your tax return. See "Assembling Your Tax Return."

Line 85 – Earned Income Tax Credit (EITC)

Enter your Earned Income Tax Credit from form FTB 3514, California Earned Income Tax Credit.

Contributions

You can make contributions to the funds listed on Short Form 540NR, Side 2. See "Voluntary Contribution Fund Descriptions" for more information.

You may also contribute any amount to the **State Parks Protection Fund/Parks Pass Purchase**. To receive a single annual park pass, your contribution must equal or exceed \$195. When applicable, FTB will forward your name and address from your tax return to the Department of Parks and Recreation (DPR) who will issue a single Vehicle Day Use Annual Pass to you. Only one pass will be provided per tax return. You may contact DPR directly to purchase additional passes. If there is an error on your tax return in the computation of total contributions or if we disallow the contribution you requested because there is no credit available for the tax year, your name and address will **not** be forwarded to DPR. Any contribution less than \$195 will be treated as a voluntary contribution and may be deducted as a charitable contribution. For more information go to parks.ca.gov/annualpass/ or email info@parks.ca.gov.

Amount You Owe

Line 121 – Amount You Owe

If you did not enter an amount on line 120, enter the amount from line 104 on line 121. This is the amount you owe with your Short Form 540NR.

If you entered an amount on line 120, add line 104 and line 120. Enter the total on line 121. This is the amount you owe with your Short Form 540NR.

If you have an amount on line 103 and line 120, subtract line 120 from line 103. If line 120 is more than line 103 enter the difference on line 121. This is the amount you owe with your Short Form 540NR.

Web Pay – Pay the amount you owe using our secure online payment service. Go to ftb.ca.gov for more information.

Check or Money Order – Using black or blue ink, make your check or money order payable to the "Franchise Tax Board" for this amount, or see "Paying Your Taxes." **Do not send cash or other items of value** (such as stamps, lottery tickets, foreign currency, and gift cards). Write your SSN or ITIN and "2016 Short Form 540NR" on the check or money order. Make all checks or money orders payable in U.S. dollars and drawn against a U.S. financial institution. Enclose, but do not staple, your payment with your return.

To avoid a late filing penalty, file your Short Form 540NR by the due date even if unable to pay the amount you owe.

Refund and Direct Deposit

Line 125 – Refund or No Amount Due

If you did not enter an amount on line 120, enter the amount from line 103.

If you entered an amount on line 120, subtract that amount from the amount on line 103. If the result is zero or more, enter the amount on line 125. If the result is less than zero, your contributions are more than your overpaid tax available on line 103. In this case, do not enter an amount on line 125. Enter the result on line 121 and see the instructions for line 121.

Line 126 and Line 127 – Direct Deposit of Refund

Direct deposit is safe and convenient. To have your refund directly deposited into your bank account, fill in the account information on Short Form 540NR, Side 3, line 126 and line 127. Fill in the routing and account numbers and indicate the account type. Verify routing and account numbers with your financial institution. See the illustration below. **Do not** attach a voided check or deposit slip.

Individual taxpayers may request that their refund be electronically deposited into more than one checking or savings account. This allows more options for managing your refund. For example, you can request part of your refund go to your checking account to use now and the rest to your savings account to save for later.

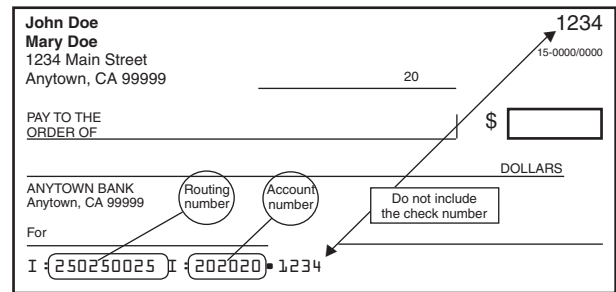
The routing number must be nine digits. The first two digits must be 01 through 12 or 21 through 32. On the sample check, the routing number is 250250025. The account number can be up to 17 characters and can include numbers and letters. Include hyphens, but omit spaces and special symbols. On the sample check, the account number is 202020.

Check the appropriate box for the type of account. Do not check more than one box for each line.

Enter the portion of your refund you want directly deposited into each account. Each deposit must be at least \$1. The total of line 126 and line 127 must equal the total amount of your refund on line 125. If line 126 and line 127 do not equal line 125, the FTB will issue a paper check.

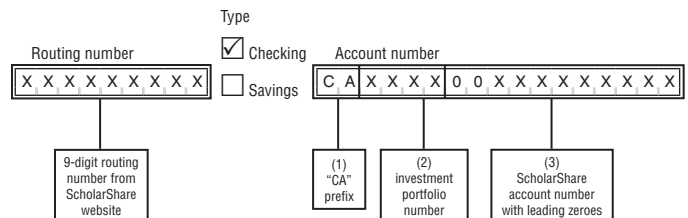
Caution: Check with your financial institution to make sure your deposit will be accepted and to get the correct routing and account numbers. The FTB is not responsible for a lost refund due to incorrect account information entered by you or your representative.

Some financial institutions will not allow a joint refund to be deposited to an individual account. If the direct deposit is rejected, the FTB will issue a paper check.



Direct Deposit for ScholarShare 529 College Savings Plans – If you have a ScholarShare 529 College Savings Plan account maintained by the ScholarShare Investment Board, you may have your refund directly deposited to your ScholarShare account.

Fill in the routing number, account type and account number. To obtain the nine-digit routing number go to scholarshare.com or call 800.544.5248. Check "Checking" as type of account. Enter your complete account number that includes (1) the "CA" prefix, (2) your four-digit investment portfolio number, and (3) your ScholarShare account number (for account numbers less than 11 digits, add leading zeros).



Sign Your Tax Return

Sign your tax return in the designated space on Side 3. If you file a joint tax return, your spouse/RDP must also sign it.

Include your preferred phone number and email address in case the FTB needs to contact you regarding your tax return. By providing this information the FTB will be able to provide you better customer service.

Joint Tax Return. If you file a joint tax return, both you and your spouse/RDP are generally responsible for the tax and any interest or penalties due on the tax return. If one spouse/RDP neglects to pay the tax, the other spouse/RDP may have to pay. See "Innocent Joint Filer Relief" for more information.

Paid Preparer Information. If you pay a person to prepare your Short Form 540NR, that person signs and completes the area near the bottom of Side 3 including an identification number. Effective January 1, 2011, the IRS requires a paid tax preparer to get and use a preparer tax identification number (PTIN). Tax preparers must provide their PTIN on the tax returns they prepare. Preparers who want a PTIN should go to the IRS website at irs.gov and search for **ptin**. If the preparer has a federal employer identification number (FEIN), it should be entered only in the space provided. A paid preparer must give you a copy of your tax return.

Third Party Designee. If you want to allow your preparer, a friend, family member, or any other person you choose to discuss your 2016 tax return with the FTB, check the "Yes" box in the signature area of your tax return. Also print the designee's name and telephone number.

If you check the "Yes" box, you and your spouse/RDP, if filing a joint tax return, are authorizing the FTB to call the designee to answer any questions that may arise during the processing of your tax return. You are also authorizing the designee to:

- Give the FTB any information that is missing from your tax return.
- Call the FTB for information about the processing of your tax return or the status of your refund or payments.
- Receive copies of notices or transcripts related to your tax return, upon request.
- Respond to certain FTB notices about math errors, offsets, and tax return preparation.

You are not authorizing the designee to receive any refund check, bind you to anything (including any additional tax liability), or otherwise represent you before the FTB. If you want to expand or change the designee's authorization, go to ftb.ca.gov and search for **poa**.

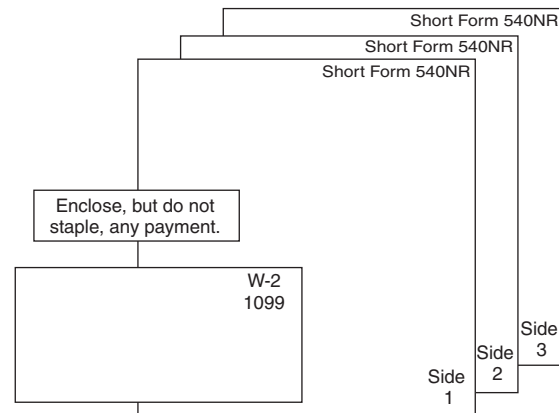
The authorization will automatically end no later than the due date (without regard to extensions) for filing your 2017 tax return. This is April 15, 2018, for most people. If you wish to revoke the authorization before it ends, notify us by telephone at 800.852.5711 or by writing to Franchise Tax Board, PO Box 942840, Sacramento, CA 94240-0040, include your name, SSN, and the designee's name.

Power of Attorney. If another person prepared your tax return, he or she is not automatically granted access to your tax information in future dealings with us. At some point, you may wish to designate someone to act on your behalf in matters related or unrelated to your 2016 tax return (e.g., an audit examination). To protect your privacy, you must submit to us a legal document called a "Power of Attorney" (POA) authorizing another person to discuss or receive personal information about your income tax records.

For more information, go to ftb.ca.gov and search for **poa**.

Assembling Your Tax Return

Assemble your tax return in the order shown below.



Make sure to attach all federal Form(s) W-2 and 1099 you received to the front of your tax return.

Do not attach a copy of your federal tax return or any other document to your Short Form 540NR unless specifically instructed. This will help us reduce government processing and storage costs.

Mailing Your Tax Return

If you owe, mail your tax return to:

FRANCHISE TAX BOARD
PO BOX 942867
SACRAMENTO CA 94267-0001

If you have a refund, or if no amount due, mail your tax return to:

FRANCHISE TAX BOARD
PO BOX 942840
SACRAMENTO CA 94240-0001

Nonrefundable Renter's Credit Qualification Record



e-file and skip this page! The tax software product you use to e-file will help you find out if you qualify for this credit and will figure the correct amount of the credit automatically. Go to ftb.ca.gov to check your e-file options.

If you were a resident of California for at least six months in 2016 and paid rent on property in California, which was your principal residence, you may qualify for a credit that you can use to reduce your tax. Answer the questions below to see if you qualify. For purposes of California income tax, references to a spouse, husband, or wife also refer to a California registered domestic partner (RDP), unless otherwise specified. When we use the initials RDP they refer to both a California registered domestic "partner" and a California registered domestic "partnership," as applicable. For more information on RDPs, get FTB Pub. 737. **Do not mail this record. Keep with your tax records.**

1. Were you a resident of California for at least six full months of the tax year in 2016?
 Military personnel. If you are not a legal resident of California, you do not qualify for this credit. Your spouse/RDP may claim up to a maximum of \$60 if he or she was a resident during 2016, and is otherwise qualified.
YES. Go to question 2. **NO.** Stop. You do not qualify for this credit.

2. Is your adjusted gross income from all sources on your Long or Short 540NR, line 17:
 • \$39,062 or less if single or married/RDP filing separately
 • \$78,125 or less if married/RDP filing jointly, head of household, or qualifying widow(er)?
YES. Go to question 3. **NO.** Stop here. You do not qualify for this credit.

3. Did you pay rent, for at least half of 2016, on property (including a mobile home that you owned on rented land) in California, which was your principal residence?
YES. Go to question 4. **NO.** Stop here. You do not qualify for this credit.

4. Can you be claimed as a dependent by a parent, foster parent, legal guardian, or any other person in 2016?
NO. Go to question 6. **YES.** Go to question 5.

5. For more than half the year in 2016, did you live in the home of the person who can claim you as a dependent?
NO. Go to question 6. **YES.** Stop here. You do not qualify for this credit.

6. Was the property you rented exempt from property tax in 2016?
 You do not qualify for this credit if, for more than half of the year, you rented property that was exempt from property taxes. Exempt property includes most government-owned buildings, church-owned parsonages, college dormitories, and military barracks. However, if you or your landlord paid possessory interest taxes for the property you rented, then you may claim this credit.
NO. Go to question 7. **YES.** Stop here. You do not qualify for this credit.

7. Did you claim the homeowner's property tax exemption anytime during 2016?
 You do not qualify for this credit if you or your spouse/RDP received a homeowner's property tax exemption at any time during the year. However, if you lived apart from your spouse/RDP for the entire year and your spouse/RDP received a homeowner's property tax exemption for a separate residence, then you may claim this credit if you are otherwise qualified.
NO. Go to question 8. **YES.** If your filing status is single or married/RDP filing separately, stop here, you do not qualify for this credit. If your filing status is married/RDP filing jointly, go to question 9.

8. Were you single in 2016?
YES. Go to question 11. **NO.** Go to question 9.

9. Did your spouse/RDP claim the homeowner's property tax exemption anytime during 2016?
 You do not qualify for this credit if you or your spouse/RDP received a homeowner's property tax exemption at any time during the year. However, if you lived apart from your spouse/RDP for the entire year and your spouse/RDP received a homeowner's property tax exemption for a separate residence, then you may claim this credit if you are otherwise qualified.
NO. Go to question 11. **YES.** If both you and your spouse/RDP claimed the homeowner's property tax exemption, stop here, you do not qualify for this credit. Otherwise, go to question 10.

10. Did you and your spouse/RDP maintain separate residences for the entire year in 2016?
YES. Go to question 11. **NO.** Stop here. You do not qualify for this credit.

11. Use the following chart to find the amount of your credit based on the number of full months you were a resident of and rented property in California in 2016. Enter the amount on the line below. If married/RDP filing jointly where one spouse/RDP claimed the homeowner's property tax exemption and both spouses/RDPs lived apart for the entire year, enter half of the amount listed on the chart for married/RDP filing jointly on the line below. Follow the instructions next to the chart.

Filing status	Number of months						
	6	7	8	9	10	11	12
Single or married/RDP filing separately	\$30	\$35	\$40	\$45	\$50	\$55	\$60
Married/RDP filing jointly, head of household or qualifying widow(er)	\$60	\$70	\$80	\$90	\$100	\$110	File Form 540

\$ _____

If this credit is the only special credit you are claiming, enter the amount on your Long or Short Form 540NR, line 61.
If you are a Long Form 540NR filer and are claiming additional special credits in addition to this credit, go to the instructions on page 26 for Long Form 540NR.

Street Address _____ **City, State, and ZIP Code** _____ **Dates Rented in 2016 (From _____ to _____)**

a _____
 b _____

Enter the name, address, and telephone number of your landlord(s) or the person(s) to whom you paid rent for the residence(s) listed above.

Name _____ **Street Address** _____ **City, State, ZIP Code, and Telephone Number** _____

a _____
 b _____

THIS PAGE INTENTIONALLY LEFT BLANK

Visit our website:

ftb.ca.gov

Additional Information

California Sales and Use Tax

In general, the purchase of goods outside California that are brought into the state for storage, use, or other consumption may be subject to use tax. The use tax rate is the same as the sales tax rate in effect where the goods will be stored, used, or consumed; usually your residence address. The tax is based on the purchase price of the goods.

- **If you purchased goods from an out-of-state retailer** (such as a mail order firm) and sales tax would have been charged if you purchased the goods in California, you may owe the use tax on your purchase if the out-of-state retailer did not collect the California tax.
- **If you traveled to a foreign country and brought goods home with you, the use tax** will be based on the purchase price of the goods you listed on your U.S. Customs Declaration after deduction of the \$800 per individual exemption allowable by law within any 30-day period. This deduction does not apply to goods sent or shipped to California by common carrier.

You should report and pay your use tax directly to the State Board of Equalization using the electronic registration system (eReg) on their website at boe.ca.gov/electsrv/ereg/index.html. On the eReg page, click on the "Get Started" button and select the option "Pay use tax on one-time purchase item(s)" from the Main Menu. For more information about use tax, please visit the State Board of Equalization's website at boe.ca.gov/taxprograms/usetax/index.html.

If you file a Schedule C (Form 1040), Profit or Loss From Business, with your federal income tax return and are in the business of selling tangible personal property, you may be required to obtain a seller's permit with the State Board of Equalization. If you do not sell tangible personal property, but you have at least \$100,000 in business gross receipts, you may be required to register with the State Board of Equalization to report use tax.

If you have any questions concerning the taxability of a purchase, or want information about obtaining a seller's permit, or registering to report use tax, go to the State Board of Equalization's website at boe.ca.gov or call their Taxpayer Information Section at 800.400.7115 or California Relay Service (CRS) 711 (for hearing and speech disabilities). Income tax information is not available at these numbers.

Collection Fees

The FTB is required to assess collection and filing enforcement cost recovery fees on delinquent accounts.

Deceased Taxpayers

A final tax return must be filed for a person who died in 2016 if a tax return normally would be required. The administrator or executor, if one is appointed, or beneficiary must file the tax return. Please print "deceased" and the date of death next to the taxpayer's name at the top of the tax return.

If you are a surviving spouse/RDP and no administrator or executor has been appointed, file a joint tax return if you did not remarry or entered into another registered domestic partnership during 2016. Indicate next to your signature that you are the surviving spouse/RDP.

You may also file a joint tax return with an administrator or executor acting on behalf of the deceased taxpayer.

If you file a tax return and claim a refund due to a deceased taxpayer, you are certifying under penalty of perjury either that you are the legal representative of the deceased taxpayer's estate (in this case, attach certified copies of the letters of administration or letters testamentary) or that you are entitled to the refund as the deceased's surviving relative or sole beneficiary under the provisions of the California Probate Code. You must also attach a copy of federal Form 1310, Statement of Person Claiming Refund Due a Deceased Taxpayer, or a copy of the death certificate when you file a tax return and claim a refund due.

Innocent Joint Filer Relief

If you file a joint tax return, both you and your spouse/RDP are generally responsible for paying the tax and any interest or penalties due on the tax return. However, you may qualify for relief of payment on all or part of the balance as an innocent joint filer. For more information, get FTB Pub. 705, Innocent Joint Filer – Relief From Paying California Income Taxes, at ftb.ca.gov or call 916.845.7072, Monday - Friday between 8 a.m. to 5 p.m., except holidays.

Requesting a Copy of Your Tax Return

The FTB keeps personal income tax returns for three and one-half years from the original due date. To obtain a copy of your tax return, write a letter or complete form FTB 3516, Request for Copy of Personal Income Tax or Fiduciary Return. In most cases, a \$20 fee is charged for each taxable year you request. However, no charge applies for victims of a designated California or federal disaster, or you request copies from a field office that assisted you in completing your tax return. See "Order Forms and Publications."

Local Benefits

You cannot deduct the amounts you pay for local benefits that apply to property in a limited area (construction of streets, sidewalks, or water and sewer systems). You must look at your real estate tax bill to determine if any nondeductible itemized charges are included in your bill. For more information, go to ftb.ca.gov and search for **real estate tax** or get federal Publication 17, Your Federal Income Taxes-For Individuals, Chapter 22.

Vehicle License Fees for Federal Schedule A

On your federal Schedule A (Form 1040), you may deduct the California motor vehicle license fee listed on your Vehicle Registration Billing Notice from the Department of Motor Vehicles. The other fees listed on your billing notice such as registration fee, weight fee, and county fees are not deductible.

Voting Is Everybody's Business

You may register to vote if you meet these requirements:

- You are a United States citizen.
- You are a resident of California.
- You will be 18 years old by the date of the next election.
- You are not in prison or on parole for the conviction of a felony.

You need to re-register every time you move, change your name, or wish to change political parties. In order to vote in an election, you must be registered to vote at least 15 days before that election. If you need to get a Voter Registration Card, call the California Secretary of State's office voter hotline at 800.345.VOTE or go to sos.ca.gov.

It's Your Right . . . Register and Vote

If You File Electronically

If you e-file your tax return, make sure all the amounts entered on the paper copy of your California tax return are correct before you sign form FTB 8453, California e-file Return Authorization for Individuals, or form FTB 8879, California e-file Signature Authorization for Individuals. If you are requesting direct deposit of a refund, make sure that your account and routing information is correct. Your tax return can be transmitted to the FTB by your preparer or e-file service only after you sign form FTB 8453 or FTB 8879. The preparer or e-file service must provide you with:

- A copy of forms FTB 8453 or FTB 8879.
- Any original Forms W-2, 592-B, 593, 1099-G, and any other Form(s) 1099 that you provided.
- A paper copy of your California tax return showing the data transmitted to the FTB.

You cannot retransmit an e-filed tax return once we've accepted the original. You can correct an error only by completing a Form 540X, Amended Individual Income Tax Return, and mailing the paper copy to us. Go to ftb.ca.gov or see "Where To Get Income Tax Forms and Publications."

CREDIT CHART

Credit Name	Code	Description
California Competes Tax – FTB 3531	233	The credit, which is allocated and certified by the California Competes Tax Credit Committee, is available for businesses that want to come to California or to stay and grow in California. Website: business.ca.gov
California Motion Picture and Television Production – FTB 3541	223	For taxable years beginning on or after January 1, 2011, the original credit is allocated and certified by the California Film Commission, and is available for qualified production expenditures attributable to a qualified motion picture, an independent film, or a TV series that relocates to California. Website: film.ca.gov
Child Adoption Costs – Worksheet on page 27	197	50% of qualified costs in the year an adoption is ordered
Child and Dependent Care Expenses – FTB 3506 See the instructions on page 26	232	Similar to the federal credit except that the California credit amount is based on a specified percentage of the federal credit.
College Access Tax – FTB 3592	235	The credit, which is allocated and certified by the California Educational Facilities Authority, is available for taxpayers who contribute to the College Access Tax Credit Fund. Website: treasurer.ca.gov/cefa
Community Development Financial Institutions Investments – Certification Required	209	20% of each qualified investment made to a community development financial institution. Obtain certification from: California Organized Investment Network (COIN), Department of Insurance, 300 Capitol Mall, Suite 1600, Sacramento CA 95814. Website: insurance.ca.gov .
Dependent Parent – See page 27	173	Must use married/RDP filing separately status and have a dependent parent
Disabled Access for Eligible Small Business – FTB 3548	205	Similar to the federal credit but limited to \$125 based on 50% of qualified expenditures that do not exceed \$250
Donated Agricultural Products Transportation – FTB 3547	204	50% of the costs paid or incurred for the transportation of agricultural products donated to nonprofit charitable organizations
Donated Fresh Fruits or Vegetables – FTB 3811	224	10% of the donation's costs for qualified taxpayers who donate fresh fruits or fresh vegetables to a California food bank
Earned Income Tax – FTB 3514	None	This credit is similar to the federal Earned Income Credit (EIC) but with different income limitations.
Enhanced Oil Recovery – FTB 3546	203	One third of the similar federal credit and limited to qualified enhanced oil recovery projects located within California.
Enterprise Zone Hiring – FTB 3805Z	176	Hiring credit for an enterprise zone
Environmental Tax – FTB 3511	218	Five cents (\$.05) for each gallon of ultra low sulfur diesel fuel produced during the taxable year by a small refiner at any facility located in this state
Joint Custody Head of Household – Worksheet on page 27	170	30% of tax up to \$440 for taxpayers who are single or married/RDP filing separately, who have a child and meet the support test
Local Agency Military Base Recovery Area Hiring – FTB 3807	198	Hiring credit for a local agency military base recovery area.
Low-Income Housing – FTB 3521	172	Similar to the federal credit but limited to low-income housing in California
Manufacturing Enhancement Area Hiring – FTB 3808	211	Hiring credit for a manufacturing enhancement area
Natural Heritage Preservation – FTB 3503	213	55% of the fair market value of any qualified contribution of property donated to the state, any local government, or any nonprofit organization designated by a local government
New California Motion Picture and Television Production	237	For taxable years beginning on or after January 1, 2016, the new credit is allocated and certified by the California Film Commission, and is available for qualified production expenditures attributable to a qualified motion picture, an independent film, or a TV series that relocates to California. Website: film.ca.gov
New Employment – FTB 3554	234	The credit is available for a taxpayer that hires a full-time employee and pays or incurs wages in a designated census tract or economic development area, and receives a tentative credit reservation for that full-time employee.
Nonrefundable Renter's – See page 13	None	For California residents who paid rent for their principal residence for at least 6 months in 2016 and whose AGI does not exceed a certain limit
Other State Tax – Schedule S	187	Net income tax paid to another state or a U.S. possession on income also taxed by California
Prior Year Alternative Minimum Tax – FTB 3510	188	Must have paid alternative minimum tax in a prior year and have no alternative minimum tax liability in 2016
Prison Inmate Labor – FTB 3507	162	10% of wages paid to prison inmates
Research – FTB 3523	183	Similar to the federal credit but limited to costs for research activities in California
Senior Head of Household – Worksheet on page 27	163	2% of taxable income up to \$1,345 for seniors who qualified for head of household in 2014 or 2015 and whose qualifying individual died during 2014 or 2015
Targeted Tax Area Hiring – FTB 3809	210	Hiring credit for a targeted tax area

Repealed Credits: The expiration dates for these credits have passed. However, these credits had carryover provisions. You may claim these credits only if you have an unused carryover available from prior years. If you are not required to complete Schedule P (540NR), Alternative Minimum Tax and Credit Limitations – Nonresidents or Part-Year Residents, get form FTB 3540, Credit Carryover and Recapture Summary, to figure your credit carryover to future years. For LAMBRA or TTA credit carryovers, get form FTB 3807 or form FTB 3809. See "Where To Get Income Tax Forms and Publications".

Agricultural Products175	Farmworker Housing207	Salmon & Steelhead Trout Habitat Restoration200
Commercial Solar Electric System196	Local Agency Military Base Recovery Area Sales or Use Tax198	Solar Energy180
Commercial Solar Energy181	Low-Emission Vehicles160	Solar Pump179
Employer Childcare Contribution190	New Jobs220	Targeted Tax Area Sales or Use Tax210
Employer Childcare Program189	Orphan Drug185	Water Conservation178
Employee Ridesharing194	Political Contributions184	Young Infant161
Employer Ridesharing: Large employer191	Recycling Equipment174	
Small employer192	Residential Rental & Farm Sales186	
Transit passes193	Rice Straw206	
Energy Conservation182	Ridesharing171	
Enterprise Zone Sales or Use Tax176		

Owe Money? Web Pay lets you pay **online**, so you can schedule it and forget it! Go to ftb.ca.gov for more information.

Voluntary Contribution Fund Descriptions

Make voluntary contributions of \$1 or more in whole dollar amounts to the funds listed below. To contribute to the California Seniors Special Fund, use the instructions for code 400 below. The amount you contribute either reduces your overpaid tax or increases your tax due. You may contribute only to the funds listed and cannot change the amount you contribute after you file your tax return. For more information, go to ftb.ca.gov and search for **voluntary contributions**.

Code 400, California Seniors Special Fund – If you and/or your spouse/RDP are 65 years of age or older as of January 1, 2017, and claim the Senior Exemption Credit, you may make a combined total contribution of up to \$222 or \$111 per spouse/RDP. Contributions made to this fund will be distributed to the Area Agency on Aging Councils (TACC) to provide advice on and sponsorship of Senior Citizens issues. Any excess contributions not required by TACC will be distributed to senior citizen service organizations throughout California for meals, adult day care, and transportation.

Code 401, Alzheimer's Disease/Related Disorders Fund – Contributions will be used to provide grants to California scientists to study Alzheimer's disease and related disorders. This research includes basic science, diagnosis, treatment, prevention, behavioral problems, and caregiving. With almost 600,000 Californians living with the disease and another 2 million providing care to a loved one with Alzheimer's, our state is in the early stages of a major public health crisis. Your contribution will ensure that Alzheimer's disease receives the attention, research, and resources it deserves. For more information go to cdph.ca.gov and search for **Alzheimer**.

Code 403, Rare and Endangered Species Preservation Program – Contributions will be used to help protect and conserve California's many threatened and endangered species and the wild lands that they need to survive, for the enjoyment and benefit of you and future generations of Californians.

Code 405, California Breast Cancer Research Fund – Contributions will fund research toward preventing and curing breast cancer. Breast cancer is the most common cancer to strike women in California. It kills 4,000 California women each year. Contributions also fund research on prevention and better treatment, and keep doctors up-to-date on research progress. For more about the research your contributions support, go to cbcrp.org. Your contribution can help make breast cancer a disease of the past.

Code 406, California Firefighters' Memorial Fund – Contributions will be used for the repair and maintenance of the California Firefighters' Memorial on the grounds of the State Capitol, ceremonies to honor the memory of fallen firefighters and to assist surviving loved ones, and for an informational guide detailing survivor benefits to assist the spouses/RDPs and children of fallen firefighters.

Code 407, Emergency Food for Families Fund – Contributions will be used to help local food banks feed California's hungry. Your contribution will fund the purchase of much-needed food for delivery to food banks, pantries, and soup kitchens throughout the state. The State Department of Social Services will monitor its distribution to ensure the food is given to those most in need.

Code 408, California Peace Officer Memorial Foundation Fund – Contributions will be used to preserve the memory of California's fallen peace officers and assist the families they left behind. Since statehood, over 1,300 courageous California peace officers have made the ultimate sacrifice while protecting law-abiding citizens. The non-profit charitable organization, California Peace Officers' Memorial Foundation, has accepted the privilege and responsibility of maintaining a memorial for fallen officers on the State Capitol grounds. Each May, the Memorial Foundation conducts a dignified ceremony honoring fallen officers and their surviving families by offering moral support, crisis counseling, and financial support that includes academic scholarships for the children of those officers who have made the supreme sacrifice. On behalf of all of us and the law-abiding citizens of California, thank you for your participation.

Code 410, California Sea Otter Fund – The California Coastal Conservancy and the Department of Fish and Wildlife will each be allocated 50% of the contributions. Contributions allocated to the California Coastal Conservancy will be used for research, science, protection, projects, or programs related to the Federal Sea Otter Recovery Plan or improving the nearshore ocean ecosystem, including, program activities to reduce sea otter mortality. Contributions allocated

to the Department of Fish and Wildlife will be used to establish a sea otter fund within the department's index coding system for increased investigation, prevention, and enforcement action.

Code 413, California Cancer Research Fund – Contributions will be used to conduct research relating to the causes, detection, and prevention of cancer and to expand community-based education on cancer, and to provide prevention and awareness activities for communities that are disproportionately at risk or afflicted by cancer.

Code 422, School Supplies for Homeless Children Fund – Contributions will be used to provide school supplies and health-related products to homeless children.

Code 423, State Parks Protection Fund/Parks Pass Purchase – Contributions will be used for the protection and preservation of California's state parks and for the cost of a Vehicle Day Use Annual Pass valid at most park units where day use fees are collected. The pass is not valid at off-highway vehicle units, or for camping, oversized vehicle, extra vehicle, per-person, or supplemental fees. If a taxpayer's contribution equals or exceeds \$195 the taxpayer will receive a single Vehicle Day Use Annual Pass. Amounts contributed in excess of the parks pass cost may be deducted as a charitable contribution for the year in which the voluntary contribution is made. Any contribution less than \$195 will be treated as a voluntary contribution and may be deducted as a charitable contribution. For more information go to parks.ca.gov/annualpass/ or email info@parks.ca.gov.

Code 424, Protect Our Coast and Oceans Fund – Contributions will be used to provide grants to community organizations working to protect, restore, and enhance the California coast and ocean. Contributions will support shoreline cleanups, habitat restoration, coastal access improvements, and ocean education programs.

Code 425, Keep Arts in Schools Fund – Contributions will be used by the Arts Council for the allocation of grants to individuals or organizations administering arts programs for children in preschool through 12th grade.

Code 430, State Children's Trust Fund for the Prevention of Child Abuse – Contributions will be used to support child abuse prevention programs with demonstrated success, public education efforts to change adult behaviors and educate parents, innovative research to identify best practices, and the replication of those practices to prevent child abuse and neglect.

Code 431, Prevention of Animal Homelessness and Cruelty Fund – Contributions will be used to provide funding to programs designed to prevent and eliminate animal homelessness and cruelty, research that explores novel approaches to preventing and eliminating pet homelessness and the prevention, investigation, and prosecution of animal cruelty and neglect.

Code 432, Revive the Salton Sea Fund – Contributions will be used for the restoration and maintenance of the Salton Sea and to develop a mechanism to provide ongoing public awareness.

Code 433, California Domestic Violence Victims Fund – Contributions will be used for the distribution of funds to active grant recipients under the Comprehensive Statewide Domestic Violence Program within the Office of Emergency Services.

Code 434, Special Olympics Fund – Contributions will be used for disbursement to the Special Olympics Northern California and the Special Olympics Southern California for the purpose of funding activities of the Special Olympics in support of children and adults with intellectual disabilities.

Code 435, Type 1 Diabetes Research Fund – Contributions will be used for the University of California for distribution of grants to authorized diabetes research organizations.

THIS PAGE INTENTIONALLY LEFT BLANK

Visit our website:

ftb.ca.gov

THIS PAGE INTENTIONALLY LEFT BLANK

Visit our website:

ftb.ca.gov

2016 Instructions for Long Form 540NR California Nonresident or Part-Year Resident Income Tax Return

References in these instructions are to the Internal Revenue Code (IRC) as of **January 1, 2015**, and the California Revenue and Taxation Code (R&TC).

Before You Begin

Complete your federal income tax return (Form 1040, Form 1040A, Form 1040EZ, Form 1040NR, or Form 1040NR-EZ) before you begin your Long Form 540NR, California Nonresident or Part-Year Resident Income Tax Return. Use information from your federal income tax return to complete your Long Form 540NR. Complete and mail Long Form 540NR by April 18, 2017. Due to the federal Emancipation Day holiday observed on April 17, 2017, tax returns filed and payments mailed or submitted on April 18, 2017, will be considered timely. If unable to mail your return by this date see page 2.

To get forms and publications referred to in these instructions, go to ftb.ca.gov or see "Where To Get Income Tax Forms and Publications."



You may qualify for the federal earned income tax credit. See page 2 for more information.

Note: The lines on Long Form 540NR are numbered with gaps in the line number sequence. For example, lines 20 through 30 do not appear on Long Form 540NR. So the line number that follows line 19 on Long Form 540NR is line 31.

Caution: Long Form 540NR has four sides. If filing Long Form 540NR, you must send all four sides to the Franchise Tax Board (FTB).

Filling in Your Return

- Use black or blue ink on the tax return you send to the FTB.
- Enter your Social Security Number(s) or Individual Taxpayer Identification Number(s) at the top of Long Form 540NR, Side 1.
- Print numbers and CAPITAL LETTERS between the combed lines. Be sure to line up dollar amounts.
- If you do not have an entry for a line, leave it blank unless the instructions for a line specifically tell you to enter zero. **Do not** enter a dash or the word "NONE."

Name(s) and Address

Print your first name, middle initial, last name, and street address in the spaces provided at the top of Long Form 540NR.

Suffix

Use the Suffix field for generational name suffixes such as "SR", "JR", "III", "IV". Do not enter academic, professional, or honorary suffixes.

Additional Information

Use the Additional Information field for "In-Care-of" name and other supplemental address information only.

Foreign Address

If you have a foreign address, follow the country's practice for entering the city, county, province, state, country, and postal code, as applicable, in the appropriate boxes. **Do not** abbreviate the country name.

Principal Business Activity (PBA) Code

For federal Schedule C (Form 1040), Profit or Loss From Business (Sole Proprietorship) business filers, enter the numeric PBA code from federal Schedule C (Form 1040), line B.

Date of Birth (DOB)

Enter your DOBs (mm/dd/yyyy) in the spaces provided. If your filing status is married/RDP filing jointly or married/RDP filing separately, enter the DOBs in the same order as the names.

Prior Name

If you or your spouse/RDP filed your 2015 tax return under a different last name, write the last name **only** from the 2015 tax return.

Social Security Number (SSN) or Individual Taxpayer Identification Number (ITIN)

Enter your SSNs in the spaces provided. If you file a joint tax return, enter the SSNs in the same order as the names.

If you do not have an SSN because you are a nonresident or a resident alien for federal tax purposes, and the Internal Revenue Service (IRS) issued you an ITIN, enter the ITIN in the space provided for the SSN.

An ITIN is a tax processing number issued by the IRS to foreign nationals and others who have a federal tax filing requirement and do not qualify for an SSN. It is a nine-digit number that always starts with the number 9.

Filing Status

Check only one box for line 1 through line 5. Enter the required additional information if you checked the box on line 3 or line 5. For filing status requirements, see page 3.

Usually, your California filing status must be the same as the filing status you used on your federal income tax return.

Exception for Married Taxpayers Who File a Joint Federal Income Tax Return – You may file separate California returns if either spouse was:

- An active member of the United States Armed Forces or any auxiliary military branch during 2016.
- A nonresident for the entire year and had no income from California sources during 2016.

Community Property. If either spouse earned California source income while domiciled in a community property state, the community income will be split equally between the spouses. Both spouses will have California source income and they will **not** qualify for the nonresident spouse exception. For more information, get FTB Pub. 1031, Guidelines for Determining Resident Status, and FTB Pub. 1051A, Guidelines For Married/RDP Filing Separate Returns.

If you did not file a federal tax return because you did not have a federal filing requirement, use the filing status you would have used had you been required to file.

Registered domestic partners (RDPs) who file single for federal **must file** married/RDP filing jointly or married/RDP filing separately for California. If you are an RDP and file head of household for federal purposes, you may file head of household for California purposes only if you meet the requirements to be considered unmarried or considered not in a domestic partnership.

Nonresident Alien – A joint tax return may be filed if, in the case of a nonresident alien married to a United States citizen or resident, both spouses/RDPs elect to treat the nonresident alien spouse/RDP as a resident for tax purposes.

If You Filed Federal Form 1040NR or Form 1040NR-EZ, you do not qualify to use the head of household or married/RDP filing jointly filing statuses. Instead, use single, married/RDP filing separately, or qualifying widow(er) filing status, whichever applies to you.

If You File as Head of Household, do not claim yourself or a nonrelative as the qualifying individual for head of household. Get FTB Pub. 1540, California Head of Household Filing Status, for more information. See "Where To Get Income Tax Forms and Publications."

Exemptions

Line 6 – Can be Claimed as a Dependent

Check the box on line 6 if someone else can claim you or your spouse/RDP as a dependent on their tax return, even if they chose not to.

Line 7 – Personal Exemptions

Did you check the box on line 6?

No Follow the instructions on Long Form 540NR, line 7.

Yes Ignore the instructions on Long Form 540NR, line 7. Instead, enter the amount shown below for your filing status:

- Single or married/RDP filing separately, enter -0-.
- Head of household, enter -0-.
- Married/RDP filing jointly and both you and your spouse/RDP can be claimed as dependents, enter -0-.
- Married/RDP filing jointly and only one spouse/RDP can be claimed as a dependent, enter 1.

Do not claim this credit if someone else can claim you as a dependent on their tax return.

Line 8 – Blind Exemptions

The first year you claim this exemption credit, attach a doctor's statement to the back of Long Form 540NR indicating that you or your spouse/RDP is visually impaired. If you e-file, attach any requested forms, schedules and documents according to your software's instructions. Visually impaired means not capable of seeing better than 20/200 while wearing glasses or contact lenses, or if your field of vision is not more than 20 degrees.

Do not claim this credit if someone else can claim you as a dependent on their tax return.

Line 9 – Senior Exemptions

If you were 65 years of age or older by December 31, 2016*, you should claim an additional exemption credit on line 9. If you are married/or an RDP, each spouse/RDP 65 years of age or older should claim an additional credit. You may contribute all or part of this credit to the California Seniors Special Fund. See "Voluntary Contribution Fund Descriptions" for more information.

* If your 65th birthday is on January 1, 2017, you are considered to be age 65 on December 31, 2016.

Do not claim this credit if someone else can claim you as a dependent on their tax return.

Line 10 – Dependent Exemptions

To claim an exemption credit for each of your dependents, you must write each dependent's first and last name, SSN and relationship to you in the space provided. If you are claiming more than three dependents, attach a statement with the required dependent information to your tax return. The persons you list as dependents must be the same persons you listed as dependents on your federal income tax return. Count the number of dependents listed and enter the total in the box on line 10. Multiply the number you entered by the pre-printed dollar amount and enter the result.

If your dependent child was born and died in 2016 and you do not have an SSN for the child, enter "Died" in the space provided for the SSN and include a copy of the child's birth certificate, death certificate, or hospital records. The document must show the child was born alive. If you e-file, attach any requested forms, schedules and documents according to your software's instructions.

Line 11 – Exemption Amount

Add line 7 through line 10 and enter the total dollar amount of all exemptions for personal, blind, senior, and dependent.

Total Taxable Income

Refer to your completed federal income tax return to complete this section.

Line 12 – California Wages

Enter the total amount of your California wages from your Form(s) W-2, Wage and Tax Statement. This amount appears on Form W-2, box 16.

Line 13 – Federal AGI from Form 1040, line 37; 1040A, line 21; 1040EZ, line 4; 1040NR, line 36; or 1040NR-EZ, line 10

Registered domestic partners (RDPs) who file a California tax return as married/RDP filing jointly and have no RDP adjustments between federal and California, combine their individual AGIs from their federal tax returns filed with the IRS. Enter the combined AGI on Long Form 540NR, line 13.

RDP adjustments include but are not limited to the following:

- Transfer of property between spouses/RDPs
- Capital loss
- Transactions between spouses/RDPs
- Sale of residence
- Dependent care assistance
- Investment interest
- Qualified residence interest acquisition loan & equity loan
- Expense depreciation property limits
- Individual Retirement Account
- Interest education loan
- Rental real estate passive loss
- Rollover of publicly traded securities gain into specialized small business investment companies

RDPs filing as married/RDP filing separately, former RDPs filing single, and RDPs with RDP adjustments will use the California RDP Adjustments Worksheet in FTB Pub. 737, Tax Information for Registered Domestic Partners, or complete a federal pro forma Form 1040. Transfer the amount from the California RDP Adjustments Worksheet, line 37, column D, or federal pro forma Form 1040, line 37, to Long Form 540NR, line 13.

Line 14 – California Adjustments — Subtractions

(from Schedule CA (540NR), line 37, column B)

Complete Schedule CA (540NR), California Adjustments – Nonresidents or Part-Year Residents, to find the amount to enter on Long Form 540NR, line 14. Follow the instructions for Schedule CA (540NR). Enter the amount from Schedule CA (540NR), line 37, column B on Long Form 540NR, line 14.

If the amount on Schedule CA (540NR) line 37, column B is a negative number, do not transfer it to Long Form 540NR, line 14 as a negative number. Instead, transfer the number as a positive number to Long Form 540NR, line 16.

Line 15 – Subtotal

Subtract the amount on line 14 from the amount on line 13. Enter the result on line 15. If the amount on line 13 is less than zero, combine the amounts on line 13 and line 14 and enter the amount in parentheses. For example: "(12,325)."

Line 16 – California Adjustments — Additions

(from Schedule CA (540NR), line 37, column C)

Complete Schedule CA (540NR), to find the amount to enter on Long Form 540NR, line 16. Follow the instructions for Schedule CA (540NR). Enter the amount from Schedule CA (540NR), line 37, column C on Long Form 540NR, line 16.

If the amount on Schedule CA (540NR) line 37, column C is a negative number, do not transfer it to Long Form 540NR, line 16 as a negative number. Instead, transfer the number as a positive number to Long Form 540NR, line 14.

Line 17 – Adjusted Gross Income From All Sources

Combine line 15 and line 16. This amount should match the amount on Schedule CA (540NR), line 37, column D.

Line 18 – California Itemized Deductions or California Standard Deduction

Decide whether to itemize your deductions, such as charitable contributions, medical expenses, etc., or take the standard deduction. Your California income tax will be less if you take the **larger** of your California:

- Itemized deductions (total itemized deductions allowed under California law).
- Standard deduction.

On federal tax returns, individual taxpayers who claim the standard deduction are allowed an additional deduction for net disaster losses. For California, deductions for disaster losses are only allowed for those individual taxpayers who itemized their deductions.

If married/or an RDP and filing separate Long Form 540NR, you and your spouse/RDP must either both itemize your deductions (even if the itemized deductions of one spouse/RDP are less than the standard deduction) or both take the standard deduction.

Also, if someone else can claim you as a dependent, you may claim the greater of the standard deduction or your itemized deductions. To figure your standard deduction, see the California Standard Deduction Worksheet for Dependents.

Itemized Deductions. Figure your California itemized deductions by completing Schedule CA (540NR), Part III, line 38 through line 44. Enter the result on Long Form 540NR, line 18.

If you did not itemize deductions on your federal income tax return but will itemize deductions for your Long Form 540NR, first complete federal Schedule A (Form 1040), Itemized Deductions. Then complete Schedule CA (540NR), Part III, line 38 through line 44.

Standard Deduction. Find your standard deduction on the California Standard Deduction Chart for Most People. If you checked the box on Long Form 540NR, line 6, use the California Standard Deduction Worksheet for Dependents, instead.

California Standard Deduction Chart for Most People	
Do not use this chart if your parent, or someone else, can claim you (or your spouse/RDP) as a dependent on their tax return.	
Your Filing Status	Enter On Line 18
1 – Single	\$4,129
2 – Married/RDP filing jointly	\$8,258
3 – Married/RDP filing separately	\$4,129
4 – Head of household	\$8,258
5 – Qualifying widow(er)	\$8,258

The California standard deduction amounts are less than the federal standard deduction amounts.

California Standard Deduction Worksheet for Dependents	
Use this worksheet only if your parent, or someone else, can claim you (or your spouse/RDP) as a dependent on their tax return. Use whole dollars only.	
1. Enter your earned income from: line 1 of the "Standard Deduction Worksheet for Dependents" in the instructions for federal Form 1040; Form 1040A; or from line A of the worksheet on the back of Form 1040EZ	1 _____
2. Minimum standard deduction	2 \$1,050.00
3. Enter the larger of line 1 or line 2 here	3 _____
4. Enter the amount shown for your filing status:	} 4 _____
• Single or married/RDP filing separately, enter \$4,129	
• Married/RDP filing jointly, head of household, or qualifying widow(er), enter \$8,258	
5. Standard deduction. Enter the smaller of line 3 or line 4 here and on the Short or Long Form 540NR, line 18.	5 _____


Line 19 – Taxable Income

Capital Construction Fund (CCF). If you claim a deduction on your federal Form 1040, line 43 for a contribution made to a CCF set up under the Merchant Marine Act of 1936, reduce the amount you would otherwise enter on line 19 by the amount of the deduction. Next to line 19, enter "CCF" and the amount of the deduction. For details, see federal Publication 595, Capital Construction Fund for Commercial Fishermen.

California Taxable Income

When you figure your tax, use the correct filing status and taxable income amount.

Line 31 – Tax

 **Tip** e-file and you won't have to do the math. Go to ftb.ca.gov and search for **efile**.

To figure your tax on the amount on line 19, use one of the following methods and check the matching box on line 31:

- **Tax Table.** If your taxable income on line 19 is \$100,000 or less, use the tax table beginning on page 75. Use the correct filing status column in the tax table.
- **Tax Rate Schedules.** If your taxable income on line 19 is over \$100,000, use the tax rate schedules on page 80.
- **FTB 3800.** Generally, you use form FTB 3800, Tax Computation for Certain Children with Investment Income, to figure the tax on a separate Long Form 540NR for your child who was 18 and under or a student under age 24 on January 1, 2017, and who had more than \$2,100 of investment income. Attach form FTB 3800 to the child's Long Form 540NR.
- **FTB 3803.** If, as a parent, you elect to report your child's interest and dividend income of \$10,500 or less (but not less than \$1,050) on your return, complete form FTB 3803, Parents' Election to Report Child's Interest and Dividends. File a separate form FTB 3803 for each child whose income you elect to include on your Long Form 540NR. Add the amount of tax, if any, from each form FTB 3803, line 9, to the amount of your tax from the tax table or tax rate schedules and enter the result on Long Form 540NR, line 31. Attach form(s) FTB 3803 to your return.

To prevent possible delays in processing your tax return or refund, enter the correct tax amount on this line. To automatically figure your tax or to verify your tax calculation, use our online tax calculator. Go to ftb.ca.gov and search for **tax calculator**.

Line 32 – CA Adjusted Gross Income

Complete Schedule CA (540NR), line 45 to determine your California adjusted gross income. Follow the instructions for Schedule CA (540NR). Enter on Long Form 540NR, line 32 the amount from Schedule CA (540NR), line 45.

Line 36 – CA Tax Rate

In this computation, the FTB rounds the tax rate to four digits after the decimal. If your computation is different, you may receive a notice due to the difference in rounding. Contact us at 800.852.5711 if you disagree with this notice.

Line 38 – CA Exemption Credit Percentage

Divide the California Taxable Income (line 35) by Total Taxable Income (line 19). This percentage does not apply to the Nonrefundable Renter's Credit, Nonrefundable Child and Dependent Care Expenses Credit, Other State Tax Credit, or credits that are conditional upon a transaction occurring wholly within California. **If more than 1, enter 1.0000.**

Line 39 – CA Prorated Exemption Credits

Use your exemption credits to reduce your tax. If your federal adjusted gross income (AGI) on line 13 is more than the amount listed below for your filing status, your credits will be limited.

If your filing status is:	Is Long Form 540NR, line 13 more than:
Single or married/RDP filing separately	\$182,459
Married/RDP filing jointly or qualifying widow(er)	\$364,923
Head of household	\$273,692

Yes Complete the AGI Limitation Worksheet below.
No Multiply line 11 by line 38.

AGI Limitation Worksheet	
Use whole dollars only	
a Enter the amount from Long Form 540NR, line 13.	a _____
b Enter the amount for your filing status on line b:	
• Single or married/RDP filing separately \$182,459	} b _____
• Married/RDP filing jointly or qualifying widow(er)	
• Head of household	
c Subtract line b from line a	c _____
d Divide line c by \$2,500 (\$1,250 if married/RDP filing separately). If the result is not a whole number, round it to the next higher whole number	d _____
e Multiply line d by \$6.	e _____
f Add the numbers from the boxes on Long Form 540NR, line 7, line 8, and line 9 (not the dollar amounts)	f _____
g Multiply line e by line f.	g _____
h Add the total dollar amounts from Long Form 540NR, line 7, line 8, and line 9.	h _____
i Subtract line g from line h. If zero or less enter -0-	i _____
j Enter the number from the box on Long Form 540NR, line 10 (not the dollar amount)	j _____
k Multiply line e by line j.	k _____
l Enter the dollar amount from Long Form 540NR, line 10	l _____
m Subtract line k from line l. If zero or less, enter -0-	m _____
n Add line i and line m. Enter the result here.	n _____
o Multiply the amount on line n by the CA Exemption Credit Percentage on Long Form 540NR, line 38. Enter the result here and on Long Form 540NR, line 39	o _____

Line 41 – Tax from Schedule G-1 and Form FTB 5870A

If you received a qualified lump-sum distribution in 2016 and you were born before January 2, 1936, get Schedule G-1, Tax on Lump-Sum Distributions, to figure your tax by special methods that may result in less tax.

If you received accumulation distributions from foreign trusts or from certain domestic trusts, get form FTB 5870A, Tax on Accumulation Distribution of Trusts, to figure the additional tax.

To get these forms, see “Order Forms and Publications.”

Special Credits and Nonrefundable Credits

A variety of California tax credits are available to reduce your tax if you qualify. To figure and claim most special credits, you must complete a separate form or schedule and attach it to your Long Form 540NR. The Credit Chart on page 16 describes the credits and provides the name, credit code, and number of the required form or schedule. Many credits are limited to a certain percentage or a certain dollar amount. In addition, the total amount you may claim for all credits is limited by tentative minimum tax (TMT); go to Box A to see if your credits are limited.



If you are not claiming any other special credits go to line 50 and line 61 to see if you qualify for the nonrefundable child and dependent care expenses credit or the nonrefundable renter’s credit.

Box A – Did you complete federal Schedule C, D, E, or F **and** claim or receive any of the following (**Note:** If your business gross receipts are less than \$1,000,000 from all trades or businesses, you do not have to report AMT. For more information, see line 71 instructions.):

- Accelerated depreciation in excess of straight-line
- Intangible drilling costs
- Depletion
- Circulation expenditures
- Research and experimental expenditures
- Mining exploration/development costs
- Amortization of pollution control facilities
- Income/loss from tax shelter farm activities
- Income/loss from passive activities
- Income from long-term contracts using the percentage of completion method
- Pass-through AMT adjustment from an estate or trust reported on Schedule K-1 (541)

Yes Get and complete Schedule P (540NR). See “Order Forms and Publications.”
No Go to Box B.

Box B – Did you claim or receive any of the following:

- Investment interest expense  **226**
- Income from incentive stock options in excess of the amount reported on your return  **225**
- Income from installment sales of certain property

Yes Get and complete Schedule P (540NR). See “Order Forms and Publications.”
No Go to Box C.

Box C – If your filing status is:

Is Long Form 540NR, line 17 more than:	
• Single or head of household	\$251,626
• Married/RDP filing jointly or qualifying widow(er) ..	\$335,502
• Married/RDP filing separately	\$167,749

Yes Get and complete Schedule P (540NR). See “Order Forms and Publications.”
No Your credits are not limited.

Line 50 – Nonrefundable Child and Dependent Care Expenses Credit

Claim this credit if you paid someone to care for your child under the age of 13, other dependent who is physically or mentally incapable of caring for him or herself, or spouse/RDP if physically or mentally incapable of caring for him or herself. To claim this credit, your federal adjusted gross income must be \$100,000 or less. Complete and attach form FTB 3506, Child and Dependent Care Expenses Credit. See “Where To Get Income Tax Forms and Publications.”

The care must have been provided in California. You must have California-sourced income (wages earned working in California or self-employment income from California business activities).

A servicemember’s active duty military pay is considered earned income, regardless of whether the servicemember is domiciled in California. Get FTB Pub. 1032, Tax Information for Military Personnel, for more information.

Schedule P (540NR) – If you need to complete Schedule P (540NR) **and** you claim any of the credits on line 51 through line 53, do not enter an amount on line 51 through line 53. Instead, enter the total amount of these credits from Schedule P (540NR), Part III, Section B1, line 14 through line 16, on Long Form 540NR, line 55. Do not follow the instructions for line 55. Write “Schedule P (540NR)” to the left of the amount entered on line 55.

Line 51 – Credit for Joint Custody Head of Household — Code 170

You may **not** claim this credit if you used the head of household, married/RDP filing jointly, or the qualifying widow(er) filing status.

Claim the credit if unmarried and not an RDP at the end of 2016 (or if married or an RDP, you lived apart from your spouse/RDP for all of 2016 and you used the married/RDP filing separately filing status); and if you furnished more than one-half the household expenses for your home that also served as the main home of your child, step-child, or grandchild for at least 146 days but not more than 219 days of your taxable year. If the child is married/or an RDP, you must be entitled to claim a dependent exemption for the child.

Also, the custody arrangement for the child must be part of a decree of dissolution or legal separation or part of a written agreement between the parents where the proceedings have been initiated, but a decree of dissolution or legal separation has not yet been issued.

If your Federal AGI is more than \$182,459, subtract line n from the AGI Limitation Worksheet on page 26 from line 31 of the Long Form 540NR and enter this amount on line 1 of the worksheet below to calculate your credit.

Use the worksheet below to figure this credit **using whole dollars only**:

1. Subtract line 11 from line 31 on Long Form 540NR and enter the result here 1 _____
2. Enter the amount from Long Form 540NR, line 41 2 _____
3. Add line 1 and line 2 3 _____
4. Credit percentage — 30% 4 x .30 _____
5. Credit amount. Multiply line 3 by line 4. Enter on this line the result or \$440, whichever is less. Enter this amount on Long Form 540NR, line 51 5 _____

If you qualify for both the Credit for Joint Custody Head of Household and the Credit for Dependent Parent, you are only allowed to claim one or the other, not both. Select the credit that will allow the maximum benefit.

Line 52 – Credit for Dependent Parent — Code 173

You may **not** claim this credit if you used the single, head of household, qualifying widow(er), or married/RDP filing jointly filing status.

Claim this credit only if all of the following apply:

- You were married or an RDP at the end of 2016 and you used the married/RDP filing separately filing status.
- Your spouse/RDP was not a member of your household during the last six months of the year.
- You furnished over one-half the household expenses for your dependent mother’s or father’s home, whether or not she or he lived in your home.

To figure the amount of this credit, use the worksheet for the Credit for Joint Custody Head of Household, on this page.

On the last line of the worksheet, enter the result or \$440, whichever is less. Enter this amount on Long Form 540NR, line 52.

If you qualify for both the Credit for Joint Custody Head of Household and the Credit for Dependent Parent, you are only allowed to claim one or the other, not both. Select the credit that will allow the maximum benefit.

Line 53 – Credit for Senior Head of Household — Code 163

Claim this credit if you:

- Were 65 years of age or older on December 31, 2016*.
- Qualified as a head of household in 2014 or 2015 by providing a household for a qualifying individual who died during 2014 or 2015.
- Did not have adjusted gross income over \$71,370 for 2016.

*If your 65th birthday is on January 1, 2017, you are considered to be age 65 on December 31, 2016.

If you meet all the conditions listed, you do not need to qualify to use the head of household filing status for 2016 in order to claim this credit.

Use the worksheet below to figure this credit **using whole dollars only**:

1. Enter the amount from Long Form 540NR, line 19 1 _____
2. Credit percentage — 2% 2 x .02 _____
3. Credit amount. Multiply line 1 by line 2.
Enter on this line the result or \$1,345, whichever is less.
Enter this amount on Long Form 540NR, line 53 3 _____

Line 54 and Line 55 – Credit Percentage and Credit Amount

If you claimed credits on line 51, line 52, or line 53, complete the worksheet below to compute your credit percentage and the allowable prorated credit to enter on line 55 **using whole dollars only**. If you completed Schedule P (540NR), see the instructions above the Line 51 instructions.

Part I – Credit Percentage

1. Enter the percentage amount from line 38 here and on Long Form 540NR, line 54. **If more than 1, enter 1.0000** 1 _____

Part II – Credit Amount

Credit for Joint Custody Head of Household

1. Enter the amount from Long Form 540NR, line 51 . . 1 _____
2. Credit Percentage from Part I, line 1 2 x _____
3. Multiply line 1 by line 2 3 _____
4. **Enter the lesser of the amount from line 3 or \$440.** 4 _____

Credit for Dependent Parent

5. Enter the amount from Long Form 540NR, line 52 . . 5 _____
6. Credit Percentage from Part I, line 1 6 x _____
7. Multiply line 5 by line 6 7 _____
8. **Enter the lesser of the amount on line 7 or \$440** 8 _____

Credit for Senior Head of Household

9. Enter the amount from Long Form 540NR, line 53 . . 9 _____
10. Credit Percentage from Part I, line 1 10 x _____
11. Multiply line 9 by line 10 11 _____
12. **Enter the lesser of the amount on line 11 or \$1,345** . . 12 _____

Total Prorated Credits

13. Add line 4, line 8, and line 12. Enter the result here and on Long Form 540NR, line 55 13 _____

Line 58 through Line 60 – Additional Special Credits

A code identifies each credit. To claim only one or two credits, enter the credit name, code, and amount of the credit on line 58 and line 59.

To claim more than two credits, use Schedule P (540NR), Part III. See Schedule P (540NR) instructions, “How to Claim Your Credits.”

Important: Attach Schedule P (540NR) and any required supporting schedules or statements to your Long Form 540NR.

Carryovers: If you claim a credit with carryover provisions and the amount of the credit available this year exceeds your tax, carry over any excess credit to future years until the credit is used (unless the carryover period is a fixed number of years). If you claim a credit carryover for an expired credit, use form FTB 3540, Credit Carryover and Recapture Summary, to figure the amount of the credit.

Credit for Child Adoption Costs — Code 197

For the year in which an adoption decree or an order of adoption is entered (e.g. adoption is final), claim a credit for 50% of the cost of adopting a child who was both:

- A citizen or legal resident of the United States
- In the **custody** of a California public agency or a California political subdivision

Treat a prior unsuccessful attempt to adopt a child (even when the costs were incurred in a prior year) and a later successful adoption of a different child as one effort when computing the cost of adopting the child. Include the following costs if directly related to the adoption process:

- Fees for Department of Social Services or a licensed adoption agency
- Medical expenses not reimbursed by insurance
- Travel expenses for the adoptive family

Note:

- This credit does not apply when a child is adopted from another country or another state, or who was not in the custody of a California public agency or a California political subdivision.
- Any deduction for the expenses used to claim this credit must be reduced by the amount of the child adoption costs credit claimed.

Use the following worksheet to figure this credit **using whole dollars only**. If more than one adoption qualifies for this credit, complete a separate worksheet for each adoption. The maximum credit is limited to \$2,500 per minor child.

1. Enter qualifying costs for the child	1	_____
2. Credit percentage — 50%	2	x .50
3. Credit amount. Multiply line 1 by line 2.		_____
Do not enter more than \$2,500	3	_____

Your allowable credit is limited to \$2,500 for 2016. You may carryover the excess credit to future years until the credit is used.

Line 61 – Nonrefundable Renter’s Credit

If you paid rent for at least six months in 2016 on your principal residence located in California you may qualify to claim the nonrefundable renter’s credit which may reduce your tax. Complete the qualification record on page 13.

Line 63

Subtract the amount on line 62 from the amount on line 42. Enter the result on line 63. If the amount on line 62 is more than the amount on line 42, enter -0-.

Other Taxes

Attach the specific form or statement required for each item below.

Line 71 – Alternative Minimum Tax (AMT)

If you claim certain types of deductions, exclusions, and credits, you may owe AMT if your total income is more than:

- \$89,467 married/RDP filing jointly or qualifying widow(er)
- \$67,101 single or head of household
- \$44,732 married/RDP filing separately

A child under age 19 or a student under age 24 may owe AMT if the sum of the amount on line 19 (taxable income) and any preference items listed on Schedule P (540NR) and included on the return is more than the sum of \$7,400 plus the child’s earned income.

AMT income does not include income, adjustments, and items of tax preference related to any trade or business of a qualified taxpayer who has gross receipts, less returns and allowances, during the taxable year of less than \$1,000,000 from **all** trades or businesses.

Get Schedule P (540NR) for more information. See “Where To Get Income Tax Forms and Publications.”

Line 72 – Mental Health Services Tax

If your taxable income or nonresident CA source taxable income is more than \$1,000,000, compute the Mental Health Services tax below **using whole dollars only**:

1. CA Taxable income from Long Form 540NR, line 35	1	_____
2. Less	2	\$(1,000,000)
3. Subtotal	3	_____
4. Tax rate – 1%	4	x .01
5. Mental Health Services Tax – Multiply line 3 by line 4. Enter this amount here and on Long Form 540NR, line 72	5	_____

Line 73 – Other Taxes and Credit Recapture

If you received an early distribution of a qualified retirement plan and were required to report additional tax on your federal tax return, you may also be required to report additional tax on your California tax return. Get form FTB 3805P, Additional Taxes on Qualified Plans (Including IRAs) and Other Tax-Favored Accounts. If required to report additional tax, report it on line 73 and write “FTB 3805P” to the left of the amount.

California conforms to federal law for income received under IRC Section 409A on a nonqualified deferred compensation (NQDC) plan and discounted stock options and stock appreciation rights. Income received under IRC Section 409A is subject to an additional 5% tax plus interest. Include the additional tax, if any, on line 73. Write “NQDC” on the dotted line to the left of the amount.

If you owe interest on deferred tax from installment obligations, include the additional tax, if any, in the amount you enter on line 73. Write “IRC Section 453A interest” and the amount on the dotted line to the left of the amount on line 73.

If you used form(s):

- FTB 3540, Credit Carryover and Recapture Summary
- FTB 3554, New Employment Credit
- FTB 3805Z, Enterprise Zone Deduction and Credit Summary
- FTB 3807, Local Agency Military Base Recovery Area Deduction and Credit Summary
- FTB 3808, Manufacturing Enhancement Area Credit Summary
- FTB 3809, Targeted Tax Area Deduction and Credit Summary

Include the additional tax for credit recapture, if any, on line 73. Write the form number on the dotted line to the left of the amount on line 73.

Payments

Have your Form(s) W-2, Wage and Tax Statement, W-2G, Certain Gambling Winnings, 1099-DIV, Dividends and Distributions, 1099-INT, Interest Income, 1099-MISC, Miscellaneous Income, 1099-OID, Original Issue Discount, 1099-R, Distributions from Pensions, Annuities, Retirement or Profit-Sharing Plans, IRAs, Insurance Contracts, etc., 592-B, Resident and Nonresident Withholding Tax Statement, and 593, Real Estate Withholding Tax Statement, before you begin this section.

If you received wages and do not have a Form W-2, see page 8, Question 2.

Line 81 – California Income Tax Withheld

Enter the total California income tax withheld from your Form(s):

- W-2, box 17
• W-2G, box 15
• 1099-DIV, box 14
• 1099-INT, box 17
• 1099-MISC, box 16
• 1099-OID, box 14
• 1099-R, box 12

Do not include city, local, or county tax withheld, tax withheld by other states, or nonconsenting nonresident (NCNR) member's tax from Schedule K-1 (568), line 15e. Do not include nonresident or real estate withholding from Form(s) 592-B or 593, on this line as withholding. See line 82. If you had California tax withheld and did not receive Form(s) W-2 or 1099, contact the entity that paid the income.

If you received Form(s) 1099-DIV, 1099-INT, 1099-MISC, 1099-OID, or 1099-R showing California income tax withheld, include in the total on line 81 the amount(s) withheld and attach a copy of the Form(s) 1099 to the lower front of your tax return.

Generally, tax should not be withheld on Form 1099-MISC. If you want to pre-pay tax on income reported on Form 1099-MISC, use Form 540-ES, Estimated Tax for Individuals.

Line 82 – 2016 CA Estimated Tax and Other Payments

Enter the total of any:

- California estimated tax payments you made using 2016 Form 540-ES, electronic funds withdrawal, Web Pay, or credit card.
• Overpayment from your 2015 California income tax return that you applied to your 2016 estimated tax.
• Payment you sent with form FTB 3519, Payment for Automatic Extension for Individuals.
• California estimated tax payments made on your behalf by an estate or trust on Schedule K-1 (541) or an S corporation on Schedule K-1(100S).

If you are including NCNR tax, write "LLC" on the dotted line to the left of the amount on line 82, and attach Schedule K-1 (568) with the amount of the NCNR tax claimed. The LLC's return must be filed before an individual member's account can be credited. If you e-file, attach any requested forms, schedules and documents according to your software's instructions.

If you and your spouse/RDP paid joint estimated taxes but are now filing separate income tax returns, either of you may claim the entire amount paid, or each may claim part of the joint estimated tax payments. If you want the estimated tax payments to be divided, notify the FTB before you file the tax returns so the payments can be applied to the proper account. The FTB will accept in writing, any divorce agreement (or court-ordered settlement) or a statement showing the allocation of the payments along with a notarized signature of both taxpayers.

Send statements to:

JOINT ESTIMATED CREDIT ALLOCATION MS F225
TAXPAYER SERVICES CENTER
FRANCHISE TAX BOARD
PO BOX 942840
SACRAMENTO CA 94240-0040

To view payments made or get your current account balance, go to ftb.ca.gov and search for myftb account.

If you or your spouse/RDP made separate estimated tax payments, but are now filing a joint income tax return, add the amounts you each paid. Attach a statement to the front of your Long Form 540NR explaining that payments were made under both SSNs. If you e-file, attach any requested forms, schedules and documents as required by the Franchise Tax Board e-file Program.

You do not have to make estimated tax payments if you are a nonresident or new resident of California in 2017 and did not have a California tax liability in 2016.

Line 83 – Withholding (Form 592-B and/or 593)

If you were a nonresident who received California source income or sold California real estate, enter the total California tax withheld from your Form(s) 592-B, Resident and Nonresident Withholding Tax Statement and 593, Real Estate Withholding Tax Statement. Attach a copy of Form(s) 592-B and 593 to the lower front of Long Form 540NR, Side 1.

If your filing status changed after escrow closed and before filing your California tax return, please contact us at 888.792.4900, prior to filing your California tax return, for instructions on how to claim your withholding credit.

Do not include withholding from other forms on this line. Do not include NCNR member's tax from Schedule K-1 (568), line 15e as withholding. See line 82.

Line 84 – Excess California SDI (or VPD) Withheld

You may be entitled to claim a credit for excess State Disability Insurance (SDI) or Voluntary Plan Disability Insurance (VPDI) only if you meet all of the following conditions:

- You had two or more California employers during 2016.
• You received more than \$106,742 in gross wages from California sources.
• The amounts of SDI (or VPD) withheld appear on your Form(s) W-2. Be sure to attach your Form(s) W-2 to your Long Form 540NR.

If SDI (or VPD) was withheld from your wages by a single employer, at a rate of more than 0.9% of your gross wages, you may not claim excess SDI (or VPD) on your Long Form 540NR. Contact the employer for a refund.

To determine the amount to enter on line 84, complete the Excess SDI (or VPD) Worksheet below. If married/RDP filing jointly, figure the amount of excess SDI (or VPD) separately for each spouse/RDP.

Excess SDI (or VPD) Worksheet
Use whole dollars only
Follow the instructions below to figure the amount of excess SDI to enter on Long Form 540NR, line 84. If you are married or an RDP and file a joint tax return, you must figure the amount of excess SDI (or VPD) separately for each spouse/RDP.
Table with 3 columns: Description, You, Your Spouse/RDP
1. Add amounts of SDI (or VPD) withheld shown on your Forms W-2. Enter the total here ... 1
2. 2016 SDI (or VPD) limit. ... 2 \$960.68 \$960.68
3. Excess SDI (or VPD) withheld. Subtract line 2 from line 1. Enter the results here. Combine the amounts on line 3 and enter the total, in whole dollars only, on Long Form 540NR, line 84 ... 3

Line 85 – Earned Income Tax Credit (EITC)

Enter your Earned Income Tax Credit from form FTB 3514, California Earned Income Tax Credit.

Line 86

For the Claim of Right credit, follow the reporting instructions in Schedule CA (540NR), line 41 under the Claim of Right.

Claim of Right: If you are claiming the tax credit on your California tax return, include the amount of the credit in the total for this line. Write in "IRC 1341" and the amount of the credit to the left of the amount column.

To determine if you are entitled to this credit, refer to your prior year California Form 540, Form 540NR (Long or Short), Schedule CA (540), or Schedule CA (540NR), column E, to verify the amount was included in your CA taxable income. If the amount repaid under a "Claim of Right" was not originally taxed by California, you are not entitled to claim the credit.

Overpaid Tax or Tax Due

To avoid a delay in the processing of your tax return, enter the correct amounts on line 101 through line 104.

Line 101 – Overpaid Tax

If the amount on line 86 is more than the amount on line 74, subtract the amount on line 74 from the amount on line 86. Enter the result on line 101. Your payments and credits are more than your tax.

Line 102 – Amount You Want Applied to Your 2017 Estimated Tax

Apply all or part of the amount on line 101 to your estimated tax for 2017. Enter on line 102 the amount of line 101 you want applied to 2017.

An election to apply an overpayment against estimated tax is binding. Once the election is made, the overpayment cannot be applied to a deficiency after the due date of the tax return.

Line 103 – Overpaid Tax Available This Year

If you entered an amount on line 102, subtract it from the amount on line 101. Enter the result on line 103. You may have this entire amount refunded to you or make contributions to the California Seniors Special Fund or make other voluntary contributions from this amount. If you make a contribution, skip line 104 and go to the instructions for contributions.

Line 104 – Tax Due

If the amount on line 86 is less than the amount on line 74, subtract the amount on line 86 from the amount on line 74. Enter the result on line 104. Your tax is more than your payments and credits.

There is a penalty for not paying enough tax during the year. You may have to pay a penalty if:

- The tax due on line 104 is \$500 or more (\$250 or more if married/RDP filing separately).
- The amount of state income tax withheld on line 81 is less than 90% of the amount of your total tax on line 74.

If you owe a penalty, the FTB will figure the penalty and send you a bill.

Contributions

You can make voluntary contributions to the funds listed on Long Form 540NR, Side 3. See "Voluntary Contributions Fund Descriptions" for more information.

You may also contribute any amount to the **State Parks**

Protection Fund/Parks Pass Purchase. To receive a single annual park pass, your contribution must equal or exceed \$195. When applicable, FTB will forward your name and address from your tax return to the Department of Parks and Recreation (DPR) who will issue a single Vehicle Day Use Annual Pass to you. Only one pass will be provided per tax return. You may contact DPR directly to purchase additional passes. If there is an error on your tax return in the computation of total contributions or if we disallow the contribution you requested because there is no credit available for the tax year, your name and address will **not** be forwarded to DPR. Any contribution less than \$195 will be treated as a voluntary contribution and may be deducted as a charitable contribution. For more information go to parks.ca.gov/annualpass/ or email info@parks.ca.gov.

Code 400 – Contribution to California Seniors Special Fund

If you and/or your spouse/RDP are 65 years of age or older and claim the Senior Exemption Credit on line 9, you may make a combined total contribution of up to \$222 or \$111 per spouse/RDP. Contributions entered on code 400 will be distributed to The Area Agency on Aging Council of California (TACC) to provide advice on and sponsorship of Senior Citizen issues. Any excess contributions not required by TACC will be distributed to senior citizen service organizations throughout California for meals, adult day care, and transportation.

Use the worksheet below to figure your contribution:

1. If you contribute, enter \$111; if you and your spouse/RDP contribute, enter \$222. 1 _____
2. Enter the ratio from Long Form 540NR, line 38. 2 _____
3. Contribution amount. Multiply line 1 by line 2. Enter the result (rounded to the nearest whole dollar) here 3 _____

You may contribute any amount up to the amount on line 3. Enter your contribution on the line for code 400.

Line 120 – Total Contributions

Add code 400 through code 435. Enter the result on line 120.

Amount You Owe

Add or subtract correctly to figure the amount you owe.

Line 121 – Amount You Owe

If you did not enter an amount on line 120, enter the amount from line 104 on line 121. This is the amount you owe with your Long Form 540NR.

If you entered an amount on line 120, add that amount to the amount on line 104. Enter the result on line 121. This is the amount you owe with your Long Form 540NR.

If you have an amount on line 103 and line 120, subtract line 120 from line 103. If line 120 is more than line 103 enter the difference on line 121.

To avoid a late filing penalty, file your Long Form 540NR by the extended due date even if unable to pay the amount you owe.

Mandatory Electronic Payments. You are required to remit all your payments electronically once you make an estimate or extension payment exceeding \$20,000 or you file an original return with a total tax liability over \$80,000. Once you meet this threshold, all subsequent payments regardless of amount, tax type, or taxable year must be remitted electronically. The first payment that would trigger the mandatory e-pay requirement does not have to be made electronically. Individuals that do not send the payment electronically will be subject to a 1% noncompliance penalty.

You can request a waiver from mandatory e-pay if one or more of the following is true:

- You have not made an estimated tax or extension payment in excess of \$20,000 during the current or previous taxable year.
- Your total tax liability reported for the previous taxable year did not exceed \$80,000.
- The amount you paid is not representative of your total tax liability.

For more information or to obtain the waiver form, go to ftb.ca.gov and search for **mandatory e-pay**. Electronic payments can be made using Web Pay on FTB's website, electronic funds withdrawal (EFW) as part of the e-file tax return, or your credit card.

Payment Options

- **Electronic Funds Withdrawal** – Instead of paying by check or money order, you may use this convenient option if you e-file. Provide your bank information, amount you want to pay, and the date you want the balance due to be withdrawn from your account. Your tax preparation software will offer this option.
- **Web Pay** – Pay the amount you owe using our secure online payment service. Go to ftb.ca.gov for more information.

- **Credit Card** – Whether you e-file or file by mail, you can use your Discover, MasterCard, Visa, or American Express card to pay your personal income taxes. If you pay by credit card, do not mail form FTB 3519 to us. Call 800.272.9829 or go to the Official Payments Corp. website at officialpayments.com, and use the jurisdiction code 1555. Official Payments Corp. charges a convenience fee for using this service.
- **Check or Money Order** – Using black or blue ink, make your check or money order payable to the “Franchise Tax Board.” **Do not send cash or other items of value** (such as stamps, lottery tickets, foreign currency, and gift cards). Write your SSN or ITIN and “2016 Long Form 540NR” on the check or money order. Enclose, but **do not** staple, your payment with your return.

Make all checks or money orders payable in U.S. dollars and drawn against a U.S. financial institution. **Do not** combine your 2016 tax payment and any 2017 estimated tax payment in the same check. Prepare two separate checks and mail each in a separate envelope.

If you e-filed your tax return, mail your check or money order with form FTB 3582, Payment Voucher for Individual e-filed Returns.

Do not mail a copy of your e-filed tax return.

A penalty may be imposed if your check is returned by your bank for insufficient funds.

If you enter an amount on line 122 or line 123, see the instructions for line 124 for information about how to prepare your check or money order.

Paying by Credit Card – Whether you e-file or file by mail, use your Discover, MasterCard, Visa, or American Express card to pay your personal income taxes (tax return balance due, extension payment, estimated tax payment, or tax due with bill notice). **There is a convenience fee for this service.** This fee is paid directly to Official Payments Corp. based on the amount of your tax payment.

Convenience Fee

- 2.30% of the tax amount charged (rounded to the nearest cent)
- Minimum fee: \$1

Example: Tax Payment = \$753.56 Convenience Fee = \$17.33

When will my payments be effective?

Your payment is effective on the date you charge it.

What if I change my mind?

If you pay your tax liability by credit card and later reverse the credit card transaction, you may be subject to penalties, interest, and other fees imposed by the FTB for nonpayment or late payment of your tax liability.

How do I use my credit card to pay my income tax bill?

Once you have determined the type of payment and how much you owe, the following information is needed:

- Your Discover, MasterCard, Visa, or American Express card
- Credit card number
- Expiration date
- Amount you are paying
- Your and your spouse's/RDP's SSN (or ITIN)
- First 4 letters of your and your spouse's/RDP's last name
- Taxable year
- Home phone number (including area code)
- ZIP Code for address where your monthly credit card bill is sent
- FTB Jurisdiction Code: 1555

Go to the Official Payments Corp. website at officialpayments.com and select **Payment Center**, or call 800.2PAY.TAX or 800.272.9829 and follow the recorded instructions. Official Payments Corp. provides customer assistance at 877.297.7457 Monday through Friday, 5:00 a.m. to 5:00 p.m. PST. Official Payments Corp. will tell you the convenience fee before you complete your transaction. Decide whether to complete the transaction at that time.

Payment Date : _____ Confirmation Number: _____

If you cannot pay the full amount shown on Long Form 540NR, line 121, see the information regarding monthly payments on page 8, question 4.

Interest and Penalties

If you file your tax return or pay your tax after the original due date, you may owe interest and penalties on the tax due.

Do not reduce the amount on line 101 or increase the amount on line 104 by any penalty or interest amounts. Enter on Long Form 540NR, line 122 the amount of interest and penalties.

Line 122 – Interest and Penalties

Interest. Interest will be charged on any late filing or late payment penalty from the original due date of the return to the date paid. In addition, if other penalties are not paid within **15** days, interest will be charged from the date of the billing notice until the date of payment. Interest compounds daily and the interest rate is adjusted twice a year. The FTB website has a chart of interest rates in effect since 1976. Go to ftb.ca.gov and search for **interest rates**.

Late Filing of Tax Return. If you do not file your tax return by October 16, 2017, you will incur a late filing penalty plus interest from the original due date of the tax return. The maximum total penalty is 25% of the tax not paid if the tax return is filed after October 16, 2017. The minimum penalty for filing a tax return more than 60 days late is \$135 or 100% of the balance of tax due, whichever is less.

Late Payment of Tax. If you fail to pay your total tax liability by April 18, 2017, you will incur a late payment penalty plus interest. The penalty is 5% of the tax not paid when due plus 1/2% for each month, or part of a month, the tax remains unpaid. We may waive the late payment penalty based on reasonable cause. Reasonable cause is presumed when 90% of the tax shown on the return is paid by the original due date of the return. However, the imposition of interest is mandatory. If, after April 18, 2017, you find that your estimate of tax due was too low, pay the additional tax as soon as possible to avoid or minimize further accumulation of penalties and interest.

Other Penalties. We may impose other penalties if a payment is returned for insufficient funds. We may also impose penalties for negligence, substantial understatement of tax, and fraud.

Line 123 – Underpayment of Estimated Tax

You may be subject to an estimated tax penalty if any of the following is true:

- Your withholding and credits are less than 90% of your current tax year liability.
- Your withholding and credits are less than 100% of your prior year tax liability (110% if AGI is more than \$150,000 or \$75,000 if married/RDP filing separately).
- You did not pay enough through withholding to keep the amount you owe with your tax return under \$500 (\$250 if married/RDP filing separately).

The FTB can figure the penalty for you when you file your tax return and send you a bill.

Is line 104 less than \$500 (\$250 if married/RDP filing separately)?

Yes Stop. You are not subject to an estimated payment penalty.

No Continue. You may be subject to an estimated payment penalty.

Is line 104 less than 10% of the amount on line 63 (excluding the tax on lump-sum distributions on line 41)?

Yes Stop. You are not subject to an estimated payment penalty.

No You may be subject to an estimated payment penalty, see form FTB 5805, Underpayment of Estimated Tax by Individuals and Fiduciaries (or form FTB 5805F, Underpayment of Estimated Tax by Farmers and Fishermen).

The underpayment of estimated tax penalty shall not apply to the extent the underpayment of an installment was created or increased by any provision of law that is chaptered during and operative for the taxable year of the underpayment. To request a waiver of underpayment of estimated tax penalty, get form FTB 5805 or form FTB 5805F. See “Where To Get Income Tax Forms and Publications.”

If you complete one of these forms, enter the amount of the penalty on line 123 and check the correct box on line 123. Complete and attach the form if you claim a waiver, use the annualized income installment method, or pay tax according to the schedule for farmers and fishermen, even if no penalty is owed.

See "Important Dates" for more information on estimated tax payments and how to avoid the underpayment penalty.

Line 124 – Total Amount Due

Is there an amount on line 121?

Yes Add line 121, line 122, and line 123. Enter the result on line 124.

For payment options, see line 121 instructions.

No Go to line 125.

Refund and Direct Deposit

Line 125 – Refund or No Amount Due

Did you report amounts on line 120, line 122, or line 123?

No Enter the amount from line 103 on line 125. This is your refund amount. If it is less than \$1, attach a written statement to your Long Form 540NR requesting the refund.

Yes Combine the amounts from line 120, line 122, and line 123. If the result is:

- More than line 103, subtract line 103 from the sum of line 120, line 122, and line 123 and enter the result on line 124. This is your total amount due. For payment options, see line 121 instructions.
- Less than line 103, subtract the sum of line 120, line 122, and line 123 from line 103 and enter on line 125. This is your refund amount.

Line 126 and Line 127 – Direct Deposit of Refund

Direct deposit is safe and convenient. To have your refund directly deposited into your bank account, fill in the account information on Long Form 540NR, Side 4, line 126 and line 127. Fill in the routing and account numbers and indicate the account type. Verify routing and account numbers with your financial institution. **Do not** attach a voided check or deposit slip. See the illustration on this page.

Individual taxpayers may request that their refund be electronically deposited into more than one checking or savings account. This allows more options for managing your refund. For example, you can request part of your refund go to your checking account to use now and the rest to your savings account to save for later.

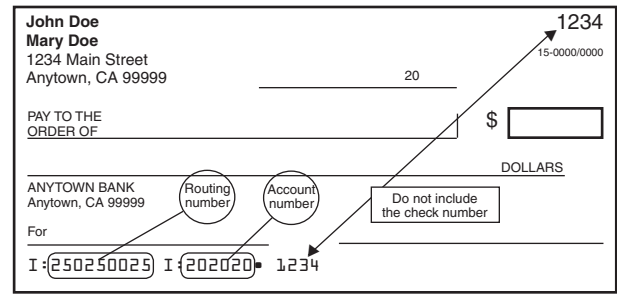
The routing number must be nine digits. The first two digits must be 01 through 12 or 21 through 32. On the sample check, the routing number is 250250025. The account number can be up to 17 characters and can include numbers and letters. Include hyphens but omit spaces and special symbols. On the sample check, the account number is 202020.

Check the appropriate box for the type of account. Do not check more than one box for each line.

Enter the portion of your refund you want directly deposited into each account. Each deposit must be at least \$1. The total of line 126 and line 127 must equal the total amount of your refund on line 125. If line 126 and line 127 do not equal line 125, the FTB will issue a paper check.

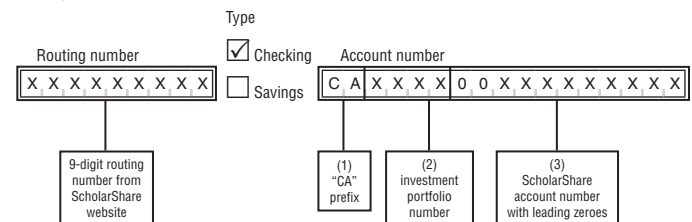
Caution: Check with your financial institution to make sure your deposit will be accepted and to get the correct routing and account numbers. The FTB is not responsible for a lost refund due to incorrect account information entered by you or your representative.

Some financial institutions will not allow a joint refund to be deposited to an individual account. If the direct deposit is rejected, the FTB will issue a paper check.



Direct Deposit for ScholarShare 529 College Savings Plans – If you have a ScholarShare 529 College Savings Plan account maintained by the ScholarShare Investment Board, you may have your refund directly deposited to your ScholarShare account.

Fill in the routing number, account type and account number. To obtain the nine-digit routing number go to scholarshare.com or call 800.544.5248. Check "Checking" as type of account. Enter your complete account number that includes (1) the "CA" prefix, (2) your four-digit investment portfolio number, and (3) your ScholarShare account number (for account numbers less than 11 digits, add leading zeros).



Sign Your Tax Return

Sign your tax return in the designated space on Side 4. If you file a joint tax return, your spouse/RDP must also sign it.

Include your preferred phone number and email address in case the FTB needs to contact you regarding your tax return. By providing this information the FTB will be able to provide you better customer service.

Joint Tax Return. If you file a joint tax return, both you and your spouse/RDP are generally responsible for the tax and any interest or penalties due on the tax return. This means that if one spouse/RDP does not pay the tax due, the other spouse/RDP may have to pay the tax due. See "Innocent Joint Filer Relief."

Paid Preparer's Information. If you pay a person to prepare your Long Form 540NR, that person signs and completes the area at the bottom of Side 4 including an identification number. The IRS requires a paid tax preparer to get and use a preparer tax identification number (PTIN). If the preparer has a federal employer identification number (FEIN), it should be entered only in the space provided. A paid preparer must give you a copy of your tax return to keep for your records.

Third Party Designee. If you want to allow your preparer, a friend, family member, or any other person you choose to discuss your 2016 tax return with the FTB, check the "Yes" box in the signature area of your tax return. Also print the designee's name and telephone number.

If you check the "Yes" box, you, and your spouse/RDP if filing a joint tax return, are authorizing the FTB to call the designee to answer any questions that may arise during the processing of your tax return. You are also authorizing the designee to:

- Give the FTB any information that is missing from your tax return.
- Call the FTB for information about the processing of your tax return or the status of your refund or payments.
- Receive copies of notices or transcripts related to your tax return, upon request.
- Respond to certain FTB notices about math errors, offsets, and tax return preparation.

You are not authorizing the designee to receive any refund check, bind you to anything (including any additional tax liability), or otherwise represent you before the FTB. If you want to expand or change the designee's authorization, go to ftb.ca.gov and search for **poa**.

The authorization will automatically end no later than the due date (without regard to extensions) for filing your 2017 tax return. This is April 15, 2018, for most people. If you wish to revoke the authorization before it ends, notify us by telephone at 800.852.5711 or by writing to Franchise Tax Board, PO Box 942840, Sacramento, CA 94240-0040, include your name, SSN, and the designee's name.

Power of Attorney. If another person prepared your tax return, he or she is not automatically granted access to your tax information in future dealings with us. At some point, you may wish to designate someone to act on your behalf in matters related or unrelated to your 2016 tax return (e.g., an audit examination). To protect your privacy, you must submit to us a legal document called a "Power of Attorney" (POA) authorizing another person to discuss or receive personal information about your income tax records.

For more information, go to ftb.ca.gov and search for **poa**.

Check Your Social Security Number (or ITIN). Verify that you have written your social security number (or ITIN) in the spaces provided at the top of Long Form 540NR. If you file a joint tax return, verify that you and your spouse's/RDP's numbers are entered in the same order as your names.

Filing Your Tax Return

Important: Attach a copy of your federal income tax return, and all supporting federal forms and schedules to the back of Long Form 540NR.

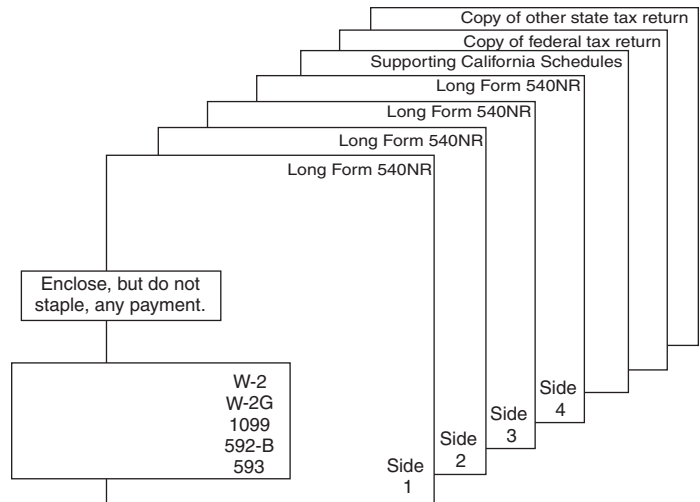
Federal Form(s) W-2, W-2G, and 1099, and CA Form(s) 592-B, and 593. Attach all the Form(s) W-2 and W-2G you received to the lower front of your tax return. Also, attach any Form(s) 1099, 592-B, and 593 showing California income tax withheld.

If you do not receive your Form(s) W-2 by January 31, 2017, contact your employer or go to ftb.ca.gov and search for **myftb account**. Only your employer can issue or correct a Form W-2. If you cannot get a copy of your Form W-2, complete form FTB 3525, Substitute for Form W-2, Wage and Tax Statement, or Form 1099-R, Distributions from Pensions, Annuities, Retirement or Profit-Sharing Plans, IRAs, Insurance Contracts, etc. See "Where To Get Income Tax Forms and Publications."

If you forget to send your Form(s) W-2 or any other withholding form(s) with your income tax return, do not send it separately, or with another copy of your tax return. Wait until the FTB requests it from you.

Assembling Your Tax Return

Assemble your tax return in the order shown below.



Caution: Long Form 540NR has four sides. If filing Long Form 540NR, you must file all four sides with the FTB.

Mailing Your Tax Return

If you owe, mail your tax return to:

FRANCHISE TAX BOARD
PO BOX 942867
SACRAMENTO CA 94267-0001

If you have a refund, or if no amount due, mail your tax return to:

FRANCHISE TAX BOARD
PO BOX 942840
SACRAMENTO CA 94240-0001

THIS PAGE INTENTIONALLY LEFT BLANK

Visit our website:

ftb.ca.gov

2016 Instructions for Schedule CA (540NR)

References in these instructions are to the Internal Revenue Code (IRC) as of **January 1, 2015**, and the California Revenue and Taxation Code (R&TC).

General Information

In general, for taxable years beginning on or after January 1, 2015, California law conforms to the Internal Revenue Code (IRC) as of January 1, 2015. However, there are continuing differences between California and federal law. When California conforms to federal tax law changes, we do not always adopt all of the changes made at the federal level. For more information, go to ftb.ca.gov and search for **conformity**. Additional information can be found in FTB Pub. 1001, Supplemental Guidelines to California Adjustments, and the Business Entity tax booklets.

The instructions provided with California tax forms are a summary of California tax law and are only intended to aid taxpayers in preparing their state income tax returns. We include information that is most useful to the greatest number of taxpayers in the limited space available. It is not possible to include all requirements of the California Revenue and Taxation Code (R&TC) in the instructions. Taxpayers should not consider the instructions as authoritative law.

Conformity

For updates regarding federal acts, go to ftb.ca.gov and search for **conformity**.

Registered Domestic Partners (RDP) – RDPs will compute their limitations based on the combined federal adjusted gross income (AGI) of each partner's individual tax return filed with the Internal Revenue Service (IRS). For column A, line 7 through line 21, and line 23 through line 35, combine your federal amounts from each partner's individual federal tax return. For more information on RDPs, get FTB Pub. 737, Tax Information for Registered Domestic Partners.

The combined federal AGI used to compute limitations is different from the recalculated federal AGI used on Form 540NR, California Resident or Part-Year Resident Income Tax Return, line 13. In situations where RDPs have no RDP adjustments, these amounts may be the same.

Military Personnel – Servicemembers domiciled outside of California and their spouses may exclude the servicemember's military compensation from gross income when computing the tax rate on nonmilitary income. Requirements for military servicemembers domiciled in California remain unchanged. Military servicemembers domiciled in California must include their military pay in total income. In addition, they must include their military pay as California source income when stationed in California. However, military pay is not California source income when a servicemember is permanently stationed outside of California. Beginning 2009, the federal Military Spouses Residency Relief Act may affect the California income tax filing requirements for spouses of military personnel. For more information, get FTB Pub. 1032, Tax Information for Military Personnel.

Single Member Limited Liability Company (SMLLC) – If you are a single member limited liability company, that is organized or doing business in California, or registered with the California Secretary of State (SOS), you are required to file Form 568, Limited Liability Company Return of Income, pay the annual tax and LLC Fee (if applicable), in addition to filing on your tax return. Get the Limited Liability Company Tax Booklet for more information.

Amended Tax Returns – If you are an active duty military servicemember domiciled outside California and you included your military compensation in income from all sources, you may file an amended tax return for tax years with an open statute of limitations. For more information, get FTB Pub. 1032 and Form 540X, Amended Individual Income Tax Return.

Part-Year Residents – Complete the Part-Year Resident Worksheet on page 50 to determine the amounts to enter on Part II, line 7 through line 22a, column E.

Avoid Common Mistakes on this Schedule.

Column A – Copy the amounts from your federal tax return. Use the (a) amounts on line 8 and line 9 and the (b) amounts on line 15, line 16, and line 20, from your federal tax return. Form 1040, U.S. Individual Income Tax Return, line 37, should equal Sch CA (540NR), California Adjustments - Nonresidents and Part-Year Residents, line 37, column A.

Column B (line 7 through line 21) – Subtract income that is not taxable to a California resident such as California lottery winnings and social security benefits. **Do not use column B to deduct** income that was earned while a nonresident of California or from sources outside of California. There **must** be a difference in state and federal tax law. Generally, if a full-year California resident cannot subtract income in column B, a nonresident or part-year resident may not subtract income in column B.

Column C (line 7 through line 21) – Add income that was not taxed on your federal tax return but is taxable to a California resident such as foreign income or interest/dividends from non-California municipal bonds.

Column D – Combine the columns (column A - column B + column C). Line 37, column D, should equal Long Form 540NR, line 17. The amounts in this column represent income earned from all sources as if you were a full-year California resident, after applying California and federal law differences.

Column E – Enter all income from all sources while a resident of California and income from California sources while a nonresident.

Purpose

Use Schedule CA (540NR), California Adjustments - Nonresidents or Part-Year Residents, to determine California taxable income by doing the following:

- Identify the domiciles and also, current and past residency information.
- Enter the amounts of income and deductions reported on your federal tax return.
- Adjust the income and deductions reported on your federal tax return for differences in California and federal law.
- Determine the portion of income reported on your federal tax return that was earned or received while you were a California resident.
- Determine the portion of income reported on your federal tax return that was earned or received from California sources while you were a nonresident.
- Determine your allowable standard deduction or itemized deductions.

Specific Line Instructions for Part I Residency Information

Answer all the questions in this part for you and your spouse/RDP. If a question does not apply, then leave the line **blank**. For more information get:

- FTB Pub. 1031, Guidelines for Determining Resident Status
- FTB Pub. 1032, Tax Information for Military Personnel

Use the two letter state abbreviations to complete this section. If you do not know your state abbreviation, visit the United States Postal Service website at <https://www.usps.com/send/official-abbreviations.htm> for assistance. If you did not reside in the United States or a U.S. Possession, use the code "FC." The code "FC" is the abbreviation for foreign country.

Line 2 – Domicile and Military

If you served in the military, your state of domicile is generally the state where you were living when you first entered military service. If you were not in the military, your domicile is the place you consider your permanent home, the place to which you, whenever absent, intend to return.

Line 6 – The number of days I spent in California

The total number of days in California should include all days in California for any purpose including residency, business, and vacation.

Line 7 – I owned a home/property in California

This includes property owned directly or indirectly through a trust or other entity.

Line 8 – Before 2016: I was a California resident for the period of

Enter your most recent period of California residency. If you became a nonresident during taxable year 2016, use December 31, 2015 as your end date.

Specific Line Instructions for Part II Income Adjustment Schedule

Column A – Federal Amounts

Enter all the amounts shown on your federal tax return on the corresponding lines in column A.

If married/RDP filing separately under either exception described in the instructions for Long Form 540NR, enter in column A the amounts you would have reported on a separate federal tax return. Attach a statement to the tax return showing how the income and expenses were split between you and your spouse/RDP.

Line 7 through Line 21

Enter on line 7 through line 21 the same amounts you entered on federal Form 1040, line 7 through line 21; Form 1040A, U.S. Individual Income Tax Return, line 7 through line 14b; Form 1040EZ, Income Tax Return for Single and Joint Filers with No Dependents, line 1, line 2, and line 3; or Form 1040NR, U.S. Nonresident Alien Income Tax Return, line 8 through line 21 for the same types of income.

Line 22a – Total

Combine the amounts on line 7 through line 21. Enter the total on line 22a. This number should be the same as the amount on federal Form 1040, line 22; Form 1040A, line 15; Form 1040EZ, line 4; or Form 1040NR, line 23.

Line 22b – Balance Carried Forward

Enter on line 22b the total from Side 1, line 22a, column A.

Line 23 through Line 30 and Line 32 through Line 35

Enter the same amounts you entered on federal Form 1040, line 23 through line 30 and line 32 through line 35; Form 1040A, line 16 through line 19; or Form 1040NR, line 24 through line 34.

Line 31a and Line 31b

Enter on line 31a the same amount entered on federal Form 1040, line 31a. Enter on line 31b the social security number (SSN) or individual taxpayer identification number (ITIN) and last name of the person to whom you paid alimony.

Line 36

Add line 23 through line 31a and line 32 through line 35. This amount should be the same as the amount on federal Form 1040, line 36; Form 1040A, line 20; or Form 1040NR, line 35. However, if you made any of the adjustments described in the instructions for federal Form 1040, line 36, or if you claimed the foreign housing deduction from federal Form 2555, Foreign Earned Income, or Form 2555-EZ, Foreign Earned Income Exclusion, enter the amount from Form 1040, line 36 on this line.

If you used Form 1040NR and reported an amount on Form 1040NR, line 31 for excluded scholarship and fellowship grants, enter the amount from Form 1040NR, line 35 on this line.

Line 37 – Total

Subtract line 36 from line 22b. This amount should be the same as the amount on federal Form 1040, line 37; Form 1040A, line 21; Form 1040EZ, line 4; or Form 1040NR, line 36.

Column B and Column C – Subtractions and Additions

Use these columns to enter subtractions and additions to federal amounts in column A that are necessary because of the differences between California and federal law. Enter all amounts on line 7 through line 36 as positive numbers.

Do not deduct income that was earned while a nonresident of California or from sources outside of California. There **must** be a difference in tax law. Generally, if a California resident cannot subtract the income in column B, a nonresident or part-year resident may not subtract income from column B.

If you are a nonresident alien, use column B and column C to adjust federal AGI to include income from all sources, even if you were not required to report it on your federal tax return. California does not have special rules limiting total AGI from all sources to U.S. source or effectively connected income of nonresident aliens.

You may need one of the following FTB publications to complete column B and column C:

- 1001, Supplemental Guidelines to California Adjustments
- 1005, Pension and Annuity Guidelines
- 1031, Guidelines for Determining Resident Status
- 1032, Tax Information for Military Personnel
- 1100, Taxation of Nonresidents and Individuals Who Change Residency

To get forms and publications, go to ftb.ca.gov.

Line 7 – Wages, Salaries, Tips, etc.

Generally, no adjustments are made on this line. If you did not receive any of the following types of income, make no entry on this line in either column B or column C.

Military pay adjustment. Compensation for military service of a servicemember domiciled outside of California is exempt from California tax. It is excluded from adjusted gross income from all sources. For more information, get FTB Pub. 1032.

Active duty military servicemembers domiciled outside of California, may claim an adjustment for active duty military pay.

To claim the adjustment, write “MPA” to the left of column A or include it according to your software’s instructions and enter only the amount of your active duty military pay in column B. Exclude this amount from column E.

Sick pay received under the Federal Insurance Contributions Act and Railroad Retirement Act. California excludes these items from income. Enter in column B the amount of these benefits included in the amount in column A.

Ride-sharing fringe benefit differences. Under federal law, qualified transportation benefits are excluded from gross income. Under the California R&TC, there are no monthly limits for the exclusion of these benefits and California’s definitions are more expansive. Enter the amount of ridesharing benefits received and included in federal income on line 7, column B.

Foreign income. If you excluded income exempted by U.S. tax treaties on your federal Form 1040 (unless specifically exempt for state purposes), enter the excluded amount in column C. If you claimed foreign earned income or housing cost exclusion on your federal Form 1040 (under IRC Section 911), see the instructions for line 21.

Exclusion for compensation from exercising a California Qualified Stock Option (CQSO). To claim this exclusion:

- Your earned income is \$40,000 or less from the corporation granting the CQSO.
- The market value of the options granted to you must be less than \$100,000.
- The total number of shares must be 1,000 or less.
- The corporation issuing the stock must designate that the stock issued is a CQSO at the time the option is granted.

If you included in federal income an amount qualifying for this exclusion, enter that amount in column B.

Nonresident compensation of merchant seamen and employees of rail carriers, motor carriers, and air carriers. Exclude the following from gross income: compensation for the performance of duties of certain merchant seamen, rail carriers, motor carriers, and air carriers. Enter the amount included in federal income on line 7, column B. For more information, get FTB Pub. 1031.

Employer health savings account (HSA) contribution. Enter the amount of any employer HSA contribution from federal Form W-2, box 12, code W on line 7, column C.

Income exclusion for In-Home Supportive Services (IHSS) supplementary payments. If you are an IHSS provider who received IHSS supplementary payments that were included in federal wages, enter the IHSS supplementary payments on line 7, column B. IHSS providers only receive a supplementary payment if they paid a sales tax on the IHSS services they provide. The supplementary payment is equal to the sales tax paid plus any increase in the federal payroll withholding paid due to the supplementary payment.

Native American Income. California does not tax income earned by tribal members who live in Indian country affiliated with their tribe and receive earnings from the same tribal source of which they are members. Military compensation is considered income from tribal sources. Enter in column B the earnings included in federal income that are exempt for California. Attach form FTB 3504 to the Form 540NR. For more information, get form FTB 3504, Enrolled Tribal Member Certification.

Line 8 – Taxable Interest

If you did not receive any of the kinds of income listed below, make no entry on this line in either column B or column C.

Enter in column B, the interest that you received from:

- U.S. saving bonds (except for interest from series EE U.S. savings bonds issued after 1989 that qualified for the Education Savings Bond Program exclusion).
- U.S. Treasury Bills, notes, and bonds.
- Any other bonds or obligations of the United States and its territories.
- Interest from Ottoman Turkish Empire settlement payments.
- Interest income from children under age 19 or students under age 24 included on the child’s federal tax return and reported on the California tax return by the parent. For more information, get form FTB 3803, Parents’ Election to Report Child’s Interest and Dividends.

Certain mutual funds pay “exempt-interest dividends.” If the mutual fund has at least 50% of its assets invested in tax-exempt U.S. obligations and/or in California or its municipal obligations, that amount of dividend is exempt from California tax. The proportion of dividends tax-exempt will be shown on your annual statement or statement issued with Form 1099-DIV, Dividends and Distributions. For more information, get FTB Pub. 1001.

Enter in column C, the interest you identified as tax-exempt interest on your federal Form 1040 (or Form 1040A), line 8b or Form 1040NR, line 9b; **and** which you received from:

- The federally exempt interest dividends from other states, or their municipal obligations and/or from mutual funds that do not meet the 50% rule above.
- Non-California state bonds.
- Non-California municipal bonds issued by a county, city, town, or other local government unit.
- Obligations of the District of Columbia issued after December 27, 1973.
- Non-California bonds if the interest was passed through to you from S corporations, trusts, partnerships, or Limited Liability Companies (LLCs).
- Interest or other earnings from a Health Savings Account (HSA) are not treated as tax deferred. Interest or earnings in an HSA are taxable in the year earned.
- Interest on any bond or other obligation issued by the Government of American Samoa.
- Interest income from children under the age of 19 or students under age 24 included on the parent's federal tax return and reported on the California tax return by the child.

Make no entries in either column B or column C for interest earned on Federal National Mortgage Association (Fannie Mae) Bonds, Government National Mortgage Association (Ginnie Mae) Bonds, and Federal Home Loan Mortgage Corporations (FHLMC) securities, or grants paid to low-income individuals.

Get FTB Pub. 1001, if you received interest income from the items listed above passed through to you from S corporations, trusts, partnerships, or LLCs.

Line 9 – Ordinary Dividends

Generally, no difference exists between the amount of dividends reported in column A and the amount reported using California law. However, California taxes dividends derived from other states and their municipal obligations.

Enter in column B dividend income from children under age 19 and students under age 24, **included** on the parent's or child's federal tax return and reported on the California tax return by the opposite taxpayer.

Enter in column C dividend income from children under age 19 and students under age 24, **excluded** on the parent's or child's federal tax return and reported on the California tax return by the opposite taxpayer.

Get FTB Pub. 1001, if you received dividend income from:

- Noncash patronage dividends from farmers' cooperatives or mutual associations.
- A controlled foreign corporation (CFC).
- Distribution of pre-1987 earnings from S corporations.
- Undistributed capital gains for regulated investment company (RIC) shareholders.

Line 10 – Taxable Refunds, Credits, or Offsets of State and Local Income Taxes

California does not tax the state income tax refund. Enter in column B, the amount of state tax refund entered in column A.

Line 11 – Alimony Received

If you are a nonresident alien and received alimony not included in your federal income, enter the alimony on this line in column C. Otherwise, make no entry on this line.

Line 12 – Business Income or (Loss)

Adjustments to federal business income or loss you reported in column A generally are necessary because of the difference between California and federal law relating to depreciation methods, special credits, and accelerated write-offs. As a result, the recovery period or basis used to figure California depreciation may be different from the amount used for federal purposes.

Adjustments are figured on form FTB 3885A, Depreciation and Amortization Adjustments, and are most commonly necessary because of the following:

- **Before January 1, 1987**, California did not allow depreciation under the federal accelerated cost recovery system. Continue to figure California depreciation for those assets in the same manner as prior years.
- **On or after January 1, 1987**, California provides special credits and accelerated write-offs that affect the California basis of qualifying assets. Refer to the bulleted list below.

Use form FTB 3801, Passive Activity Loss Limitations, to figure the total adjustment for line 12 if you have:

- One or more passive activities that produce a loss.

- One or more passive activities that produce a loss **and** any nonpassive activity reported on federal Schedule C (Form 1040), Profit or Loss From Business.

Use form FTB 3885A to figure the total adjustment for line 12 if you have:

- Only nonpassive activities which produce either gains or losses (or a combination of gains and losses).
- Passive activities that produce gains.

Penalty Assessed by Professional Sports League – For taxable years beginning on or after January 1, 2014, California does not allow a business expense deduction for any fine or penalty paid or incurred by an owner of a professional sports franchise assessed or imposed by the professional sports league that includes that franchise. If the fine or penalty was deducted for federal purposes, enter this amount in column C.

Cancellation of Debt Income (CODI). California **did not** conform to the federal election under IRC Section 108(i) to defer the recognition of CODI in connection with the reacquisition of an applicable debt instrument after December 31, 2008, and before January 1, 2011. The deferral period is five taxable years for CODI generated in 2009, or four taxable years for CODI generated in 2010.

For federal tax purposes, at the end of the deferral period the income is reported ratably over the next five years (taxable years beginning on or after January 1, 2014 and before January 1, 2019). If for California purposes, the CODI had been included in income during previous taxable years and you recognized the CODI for federal tax purposes in the current year, enter the federal CODI amount on line 12, column B.

Get FTB Pub. 1001 for more information about:

Income related to:

- Business, trade, or profession carried on within California that is an integral part of a unitary business carried on both within and outside California.
- Pro-rata share of income received from a CFC by a U.S. shareholder.

Basis adjustments related to:

- Property acquired prior to becoming a California resident.
- Sales or use tax credit for property used in a former EZ, Local Agency Military Base Recovery Area (LAMBRA), Targeted Tax Area (TTA), or LARZ.
- Reduced recovery periods for fruit-bearing grapevines replaced in a California vineyard on or after January 1, 1992, as a result of phylloxera infestation; or on or after January 1, 1997, as a result of Pierce's disease.
- Expenditures for tertiary injectants.
- Property placed in service on an Indian reservation after January 1, 1994, and before January 1, 2014.
- Amortization of pollution control facilities.
- Discharge of real property business indebtedness.
- Vehicles used in an employer-sponsored ridesharing program.
- An enhanced oil recovery system.
- Joint Strike Fighter property costs.
- The cost of making a business accessible to disabled individuals.
- Property for which you received an energy conservation subsidy from a public utility on or after January 1, 1995, and before January 1, 1997.
- Research and experimental expenditures.
- Reduction of capitalized costs attributable to the Work Opportunity Credit.

Business deductions related to:

- Wages paid in a former EZ, LAMBRA, Manufacturing Enhancement Area (MEA), or TTA.
- Certain employer costs for employees who are also enrolled members of Indian tribes.
- Abandonment or tax recoupment fees for open-space easements and timberland preserves.
- Research expense.
- Employer wage expense for the Work Opportunity Credit.
- Pro-rata share of deductions received from a CFC by a U.S. shareholder.
- Interest paid on indebtedness in connection with company-owned life insurance policies.
- Premiums paid on life insurance policies, annuities or endowment contracts issued after June 8, 1997, where the owner of the business is directly or indirectly a policy beneficiary.
- Commercial Revitalization Deductions for Renewal Communities.
- Small Employer Health Insurance Credit

Line 13 – Capital Gain or (Loss)

Generally, no adjustments are made on this line. California taxes long and short term capital gains as regular income. No special rate for long term capital gains exists. However, the California basis of the assets listed below may be different from the federal basis due to differences between California and federal laws. If there are differences, use Schedule D (540NR), California Capital Gain or Loss Adjustment, to calculate the amount to enter on line 13:

- Gain on the sale of qualified small business stock under IRC Section 1045 and IRC Section 1202.
- Basis amounts resulting from differences between California and federal law in prior years.
- Gain or loss on stock and bond transactions.
- Installment sale gain reported on form FTB 3805E, Installment Sale Income.
- Gain on the sale of personal residence where depreciation was allowable.
- Pass-through gain or loss from partnerships, fiduciaries, S corporations, or LLCs.
- Capital loss carryover from your 2015 California Schedule D (540NR).
- Capital gain from children under age 19 or students under age 24 included on the parent's or child's federal tax return and reported on the California tax return by the opposite taxpayer. For more information, get form FTB 3803.

Get FTB Pub. 1001 for more information about:

- Disposition of S corporation stock acquired before 1987.
- Capital gain exclusion for sale of principal residence by a surviving spouse.
- Gain on the sale or disposition of a qualified assisted housing development to low-income residents or to specified entities maintaining housing for low-income residents.
- Undistributed capital gain for RIC shareholders.
- Gain or loss on the sale of property inherited before January 1, 1987.
- Capital loss carrybacks.

Line 14 – Other Gains or (Losses)

Generally, no adjustments are made on this line. However, the California basis of your other assets may differ from your federal basis due to differences between California and federal law. Therefore, you may have to adjust the amount of other gains or losses. Get Schedule D-1, Sales of Business Property, for more information.

Line 15 – IRA Distributions

Beginning with tax year 2002, calculate your IRA basis as if you were a California resident for all prior years. Generally, no adjustments are made on this line. However, there may be significant differences in the taxable amount of a distribution (including a distribution from conversion of a traditional IRA to a Roth IRA) depending on when you made your IRA contributions. California did not conform to the \$2,000 or 100% of compensation annual contribution limit permitted under federal law from 1982 through 1986. During these years, California limited the deduction to the lesser of 15% of compensation or \$1,500 and disallowed a deduction altogether to individuals who were active participants in qualified government plans. Any amount an individual contributed in excess of California deduction limits during these years creates a basis in the IRA.

Differences also occur if your California IRA deductions were different from your federal deductions because of differences between California and federal self-employment income.

If the taxable amount using California law is:

- Less than the amount taxable under federal law, enter the difference in column B.
- More than the amount taxable under federal law, enter the difference in column C.

Get FTB Pub. 1005, for more information and worksheets for figuring the adjustment to enter on this line, if any.

Coverdell Education Savings Account (ESA) formerly known as

Education (ED) IRA – If column A includes a taxable distribution from an ED IRA, you may owe additional tax on that amount. Get form FTB 3805P, Additional Taxes on Qualified Plans (Including IRAs) and Other Tax-Favored Accounts. Report the difference between the federal taxable amount and the California taxable amount in column B or column C.

Line 16 – Pensions and Annuities

Generally, no adjustments are made on this line. However, if you received Tier 2 railroad retirement benefits or partially taxable distributions from a pension plan, you may need to make the adjustments.

If you received a federal Form RRB-1099-R, Annuities or Pensions by the Railroad Retirement Board, for railroad retirement benefits and included all or part of these benefits in taxable income in column A, enter the taxable benefit amount in column B.

If you began receiving a retirement annuity between July 1, 1986, and January 1, 1987, and elected to use the three-year rule for California purposes and the annuity rules for federal purposes, enter in column C the amount of the annuity payments you excluded for federal purposes.

You may have to pay an additional tax if you received a taxable distribution from a qualified retirement plan before reaching age 59½ and the distribution was not rolled over into another qualified plan. See Long Form 540NR, line 73 instructions; or form FTB 3805P.

Line 17 – Rental Real Estate, Royalties, Partnerships, S Corporations, Trusts, etc.

Adjustments to federal income or loss you reported in column A generally are necessary because of the difference between California and federal law relating to depreciation methods, special credits, and accelerated write-offs. As a result, the recovery period or basis used to figure California depreciation may be different from the recovery period or amount used for federal purposes. For more information, see the instructions for Schedule CA (540NR), column B and column C, line 12.

California law does not conform to federal law for material participation in rental real estate activities. Beginning in 1994, and for federal purposes only, rental real estate activities conducted by persons in real property businesses are not automatically treated as passive activities. Get form FTB 3801, for more information.

Use form FTB 3801, to figure the total adjustment for line 17 if you have:

- One or more passive activities that produce a loss.
- One or more passive activities that produce a loss **and** any nonpassive activity reported on federal Schedule E (Form 1040), Supplemental Income and Loss.

Use form FTB 3885A, to figure the total adjustment for line 17 if you have:

- Only nonpassive activities which produce either gains or losses (or a combination of gains and losses).
- Passive activities that produce gains.

LLCs that are classified as partnerships for California purposes and limited liability partnerships (LLPs) are subject to the same rules as other partnerships. LLCs report distributive items to members on Schedule K-1 (568), Member's Share of Income, Deductions, Credits, etc. LLPs report to partners on Schedule K-1 (565), Partner's Share of Income, Deductions, Credits, etc.

Get FTB Pub. 1001, for more information about accumulation distributions to beneficiaries for which the trust was not required to pay California tax because the beneficiary's interest was contingent.

Line 18 – Farm Income or (Loss)

Adjustments to federal income or loss you report in column A generally are necessary because of the difference between California and federal law relating to depreciation methods, special credits, and accelerated write-offs. As a result, the recovery period or the basis you should use to figure California depreciation may be different from the amount used for federal purposes. For more information about the types of income and adjustments that often require adjustments, see the instructions for Schedule CA (540NR), column B and column C, line 12.

Use form FTB 3801, to figure the total adjustment for line 18 if you have:

- One or more passive activities that produce a loss.
- One or more passive activities that produce a loss **and** any nonpassive activity reported on federal Schedule F (Form 1040), Profit or Loss From Farming.

Use form FTB 3885A, to figure the total adjustment for line 18 if you have:

- Only nonpassive activities which produce either gains or losses (or a combination of gains and losses).
- Passive activities that produce gains.

Line 19 – Unemployment Compensation

California excludes unemployment compensation from taxable income. Enter on line 19, column B, the amount of unemployment compensation shown in column A.

Paid Family Leave Insurance (PFL) benefits, also known as, Family Temporary Disability Insurance. California excludes payments received from the PFL program from taxable income. Enter on line 19, column B, the amount of PFL program payments shown in column A. For more information, get FTB Pub. 1001.

Line 20 – Social Security Benefits

California excludes U.S. social security benefits or equivalent Tier 1 railroad retirement benefits from taxable income. Enter in column B the amount of taxable U.S. social security benefits or equivalent Tier 1 railroad retirement benefits shown in column A, line 20(b).

Line 21 – Other Income**a. California Lottery Winnings**

California excludes California lottery winnings from taxable income. Enter in column B the amount of California lottery winnings included in the federal amount on line 21 in column A.

Make no adjustment for lottery winnings from other states. They are taxable by California.

California and federal laws allow gambling losses only to the extent you report gambling income. If you reduced gambling income for California lottery income, you may need to reduce the losses included in the federal itemized deductions on line 38. Enter these losses on line 41 as a negative number.

b. Disaster Loss Deduction

If you have a California disaster loss carryover deduction and there is income in the current taxable year, enter the total amount from your 2015 form FTB 3805V, Net Operating Loss (NOL) Computation and NOL and Disaster Loss Limitations – Individuals, Estates, and Trusts, Part III, line 6 as a positive number in column B.

NOL Attributable to a Qualified Disaster – If you deduct a 2016 disaster loss in the 2016 taxable year that results in an NOL, then the NOL must be carried back or elected to be carried forward. Get FTB 3805V for more information.

c. Federal NOL from Form 1040, line 21

If the amount on line 21 in column A includes a federal NOL, enter the amount of the federal NOL as a positive number in column C. Get form FTB 3805V to figure the allowable California NOL.

d. NOL Carryover from Form FTB 3805V, Part III, line 5

The allowable NOL carryover under California law is different from the allowable NOL carryover under federal law. If you have a California NOL carryover from your 2015 form FTB 3805V, enter it as a positive number in column B.

e. NOL from Forms FTB 3805D, FTB 3805Z, FTB 3806, FTB 3807, or FTB 3809

Enter in column B the total NOL figured on the following forms.

- FTB 3805D, Net Operating Loss (NOL) Carryover Computation and Limitation – Pierce's Disease, line 7, column C.
- FTB 3805Z, Enterprise Zone Deduction and Credit Summary, line 3b.
- FTB 3806, Los Angeles Revitalization Zone Net Operating Loss (NOL) Carryover line 2b.
- FTB 3807, Local Agency Military Base Recovery Area Deduction and Credit Summary, line 3b.
- FTB 3809, Targeted Tax Area Deduction and Credit Summary, line 3b.

f. Other (describe)

Identify the type of income reported in the space provided. If there is more than one item to report on line 21f, attach a statement that lists each item and enter the total of all individual items in column B or column C as instructed below.

Olympic Medals and Prize Money. If you excluded the value of any award, medal, or prize money on your federal Form 1040, enter the excluded amount on line 21f, column C. For more information, get FTB Pub. 1001.

Native American Income. California does not tax reservation sourced income earned or received from the same Indian country in which you live and are an enrolled member. For more information, see form FTB 3504, Enrolled Tribal Member Certification. Enter in column B the income included in federal income that is exempt for California and write "FTB 3504" on line 21f. Attach form FTB 3504 to the Form 540NR.

Parents' Election to Report Child's Interest and Dividends. California conforms to federal law for elections made by parents reporting their child's interest and dividends. Parents may elect to report their child's income on their California income tax return by completing form FTB 3803, Parents' Election to Report Child's Interest and Dividends. If you make this election, the child will not have to file a tax return. You may report your child's income on your California income tax return even if you do not do so on your federal income tax return.

If the amount of your child's income you are reporting on your California income tax return is different than the amount you reported on your federal income tax return, enter the difference on line 21f, column B or column C and write "FTB 3803" on line 21f. Get form FTB 3803 for more information.

Reward from a crime hotline. Enter in column B the amount of a reward authorized by a government agency received from a crime hotline established by a government agency or nonprofit organization that is included in the amount on line 21, column A.

You may not make this adjustment if you are an employee of the hotline or someone who sponsors rewards for the hotline.

Federal foreign income or housing exclusion. Enter in column C the amount deducted from federal income on Form 1040, line 21.

Beverage container recycling income. Enter in column B the amount of recycling income included in the amount on line 21, column A.

Rebates or vouchers from a local water agency, energy agency, or energy supplier. California law allows an income exclusion for rebates or vouchers from a local water agency, energy agency, or energy supplier for the purchase and installation of water conservation appliances and devices. Enter in column B the amount of this type of income included in the amount on line 21, column A.

Financial Incentive for Turf Removal – California law allows an income exclusion for rebates, vouchers or other financial incentive issued by a local water agency or supplier in a turf removal water conservation program. Enter in column B the amount of this type of income included in the amount on line 21, column A.

Financial Incentive for Seismic Improvement – For taxable years beginning on or after July 1, 2015, California law allows an income exclusion for loan forgiveness, grant, credit, rebate, voucher, or other financial incentive issued by the California Residential Mitigation Program or California Earthquake Authority to assist a residential property owner or occupant with expenses paid, or obligation incurred for earthquake loss mitigation. Enter in column B the amount of this type of income included in the amount on line 21, column A.

Original issue discount (OID) for debt instruments issued in 1985 and 1986. In the year of sale or other disposition, you must recognize the difference between the amount reported on your federal tax return and the amount reported for California purposes. **Issuers:** Enter the difference between the federal deductible amount and the California deductible amount on line 21f in column B. **Holders:** Enter the difference between the amount included in federal gross income and the amount included for California purposes on line 21f in column C.

Foreign income of nonresident aliens. Adjust federal income to reflect worldwide income computed under California law. Enter losses from foreign sources in column B. Enter foreign source income in column C.

Cost-share payments received by forest landowners. Enter in column B the cost-share payments received from the Department of Forestry and Fire Protection under the California Forest Improvement Act of 1978 or from the United States Department of Agriculture, Forest Service, under the Forest Stewardship Program and the Stewardship Incentives Program, pursuant to the Cooperative Forestry Assistance Act.

Compensation for false imprisonment. California excludes compensation for false imprisonment from income. Enter the amount of compensation on line 21f, column B.

Coverdell ESA distributions. If you received a distribution from a Coverdell ESA, report the difference between the federal taxable amount and the California taxable amount in column B or column C.

Grants paid to low-income individuals. California excludes grants paid to low-income individuals to construct or retrofit buildings to make them more energy efficient. Federal has no similar exclusion. Enter on line 21f, column B the amount of this type of income.

Health Savings Account (HSA) distributions for unqualified medical expense. Distributions from an HSA not used for qualified medical expenses and included in federal income, are not taxable for California purposes. Enter the distribution not used for qualified medical expenses on line 21f, column B.

California National Guard Surviving Spouse & Children Relief Act of 2004. Death benefits received from the State of California by a surviving spouse/RDP or member-designated beneficiary of certain military personnel killed in the performance of duty is excluded from gross income. Military personnel include the California National Guard, State Military Reserve, or the Naval Militia. If you reported a death benefit on line 21, column A, enter the death benefit amount in column B.

Ottoman Turkish Empire settlement payments. If you received settlement payments as a person persecuted by the regime that was in control of the Ottoman Turkish Empire from 1915 until 1923 your gross income does not include those excludable settlement payments, or interest,

received by you, your heirs, or your estate for payments received on or after January 1, 2005. If you reported settlement payments on line 21, column A, enter the amount of settlement payments in column B.

Mortgage forgiveness debt relief. California law does not conform to federal law regarding the discharge of indebtedness from the disposition of your principal residence occurring on or after January 1, 2014. Enter the amount of discharge on line 21f, column C.

Line 22a – Total

Add line 7 through line 21f in column B and column C. Enter the totals on line 22a.

Line 22b – Balance Carried Forward

Enter the totals from Side 1, line 22a, column B and column C.

Line 23 through Line 31a and Line 32 through Line 35

California law is the same as federal with the exception of the following:

- Line 23 (Educator Expenses) – California does not conform to federal law regarding educator expenses. Enter the amount from column A, line 23 to column B, line 23.
- Line 24 (Certain Business Expense of Reservists, Performing Artists, and Fee Basis Government Officials) – If claiming a depreciation deduction as an unreimbursed employee business expense on federal Form 2106, Employee Business Expenses, or Form 2106-EZ, Unreimbursed Employee Business Expenses, you may have an adjustment in column B or column C. For more information, get Pub. 1001.
- Line 25 (Health Savings Account (HSA) Deduction) – Federal law allows the taxpayer a deduction for contributions to an HSA account. California does not conform to this provision. Transfer the amount from column A, line 25, to column B, line 25.
- Line 31a (Alimony Paid) – Enter the SSN or ITIN and last name of the person to whom you paid alimony. If you are a nonresident alien and you did not deduct alimony on your federal tax return, enter the amount you paid on this line in column C.
- Line 32 (IRA Deduction) – If you are an active duty military servicemember domiciled outside of California, you may have an adjustment. See line 36 instructions.
- Line 33 (Student Loan Interest Deduction) – California conforms to federal law regarding student loan interest deduction except for non-California domiciled military taxpayers. Military taxpayers use the Student Loan Interest Deduction Worksheet to compute the amount to enter on line 33. For more information, get FTB Pub. 1032.

- Line 34 (Tuition and Fees) – California does not conform to federal law regarding the tuition and fees deduction. Enter the amount from column A, line 34 to column B, line 34.
- Line 35 (Domestic production activities deduction) – California does not conform to the federal law regarding the domestic production activities deduction. Enter the amount from column A, line 35, to column B, line 35.

Line 36 – Add line 23 through line 31a and line 32 through line 35 in column B and column C. Enter the totals on this line in the appropriate columns.

If you claimed the foreign housing deduction, include that amount in the total you enter in column B, line 36. Enter the amount on “Form 2555” or “Form 2555-EZ” on the dotted line next to line 36.

If you are active duty military and not domiciled in California and your IRA deduction was limited because of a federal AGI limitation, recalculate your deduction excluding your active duty military pay. If the recalculated amount is larger than the amount on line 32, column A, enter the difference between the two amounts in column C, line 36. Enter the amount and “MPA Adjustment” on the dotted line next to line 36.

Line 37 – Total

Subtract line 36 from line 22b in column B and column C. Enter the totals on this line in the appropriate column. These amounts should be the same as Long Form 540NR, line 14 and line 16, respectively.

In some cases the total on line 37 in column B or column C will be a negative number. Read the caution note when you get to line 37, column E.

Column D — Total Amounts Using California Law

Use this column to show the amount remaining after adjustments (subtractions or additions).

For each line, 7 through 37:

1. Subtract the amounts in column B from the amounts in column A.
2. Add the amounts in column C to the result of the calculation made in 1 above.
3. Enter the total in column D.

Line 21 – Other Income

If you made any adjustments on line 21 in column B or column C:

- Step 1 Add the adjustments in column B, lines a, b, d, e, and f.
- Step 2 Subtract that total from line 21, column A.
- Step 3 Add the adjustments in column C, lines c and f.
- Step 4 Add that total to the result of Step 2; then continue as instructed above for all other lines.

The total on line 37, column D should be the same as the amount on Long Form 540NR, line 17.

Column E — California Amounts

Column E is used to show how much of the amount of income reported on Schedule CA (540NR), column D is taxable by California. The taxable amount depends on your residency status.

- **Full-year California resident:** A resident is taxed on all income from all sources, including income from sources outside California. Follow the “California Resident Amounts” instructions for each line below. Full-year residents use Long Form 540NR if filing jointly with a spouse/RDP who is a nonresident or a part-year resident.
- **Full-year nonresident:** A nonresident is only taxed on income derived from California sources. Follow the “California Nonresident Amounts” instructions for each line below.
- **Part-year resident:** A part-year resident is taxed on all income from all sources while a resident and only on income derived from California sources while a nonresident. Follow the instructions as stated in the Part-Year Resident Worksheet instructions.

Refer to instructions for each line below to be sure you are including the correct amounts.

Line 7 – Wages, Salaries, Tips, Etc.

California resident amounts – Enter the wages, salaries, tips, or other compensation that you received while a California resident. Active duty military personnel, who are domiciled in California and stationed in California, report their military income here. Get FTB Pub. 1032 for more information.

California nonresident amounts – If you worked in California while a nonresident, enter the wages, salaries, tips, or other compensation received for those California services.

Student Loan Interest Deduction Worksheet

1 Enter the total amount from Schedule CA (540NR), line 33, column A. If the amount on line 1 is zero, STOP. You are not allowed a deduction for California **1** _____

2 Enter the total interest you paid in 2016 on qualified student loans but not more than \$2,500 here **2** _____

3 From Form 1040, add line 33 (student loan interest deduction) to line 37 (AGI). Enter the result here **3** _____

4 Enter the total military income included in federal adjusted gross income (get FTB Pub. 1032) **4** _____

5 Subtract line 4 from line 3. **5** _____

6 Enter the amount shown below for your filing status.

- Single, head of household, or qualifying widow(er) – \$60,000
- Married/RDP filing jointly – \$120,000. **6** _____

7 Is the amount on line 5 more than the amount on line 6?

No. Skip lines 7 and 8, enter -0- on line 9, and go to line 10.

Yes. Subtract line 6 from line 5 **7** _____

8 Divide line 7 by \$15,000 (\$30,000 if married/RDP filing jointly). Enter the result as a decimal (rounded to at least three places). If the result is 1.000 or more, enter 1.000. **8** _____

9 Multiply line 2 by line 8. **9** _____

10 **Student loan interest deduction.** Subtract line 9 from line 2. Enter the result here and on, Schedule CA (540NR), line 33, column D **10** _____

11 **Student loan interest adjustment.** Enter the result here. If line 1 is less than line 10, enter the difference on Schedule CA (540NR), line 33, column C. **11** _____

Line 8 – Taxable Interest

California resident amounts – Enter the interest income received while a California resident.

California nonresident amounts – Enter the interest income received while a nonresident from an account or security that was used in a trade or business or was pledged as security for a loan, the proceeds of which were used in a trade or business located in California.

Line 9 – Ordinary Dividends

California resident amounts – Enter the ordinary dividends received while a California resident.

California nonresident amounts – Enter the ordinary dividends received while a nonresident from an account or security that was used in a trade or business or was pledged as security for a loan, the proceeds of which were used in a trade or business located in California.

Line 11 – Alimony Received

California resident amounts – Enter the alimony received while a California resident.

California nonresident amounts – Alimony received by a nonresident is not taxable.

Line 12 – Business Income or (Loss)

California resident amounts – Enter the total profits or losses (including losses allowed from passive activities) from all businesses conducted while a California resident.

California nonresident amounts – Enter the total amount of profits or losses (including losses allowed from passive activities) from all businesses sourced to California while a nonresident of California. California uses a mandatory market assignment method and single-sales factor apportionment to apportion business income to California. A nonresident may have California sourced income or apportionable business income if receiving income from intangibles or services from California sources.

If, as a nonresident, you derived income from a business, trade, or profession conducted partly within California and partly outside California, only income from the part conducted within California is considered California source income that you must report in column E. If there is any business relationship between the parts within and outside California (flow of goods, etc.), apportion the gross income or loss from the entire business. To determine the portion of income or loss from businesses engaged in multistate activities that you must report, use the apportionment formula described in Schedule R, Apportionment and Allocation of Income.

Line 13 – Capital Gain or (Loss)

California resident amounts – Enter capital gains and losses from all sources while a California resident.

California nonresident amounts – Enter capital gains and losses from sources within California while a nonresident. Complete Schedule D (540NR) Worksheet for Nonresidents and Part-Year Residents, to compute this amount.

Part-year resident amounts – Complete Schedule D (540NR) Worksheet for Nonresidents and Part-Year Residents. Enter the amount from column E, line 4 (if there is an overall gain) or line 5 (if there is a loss) of that worksheet on the Part-Year Resident Worksheet, line 13, column C, that is located at the end of the Sch. CA (540NR) instructions.

Line 14 – Other Gains or (Losses)

California resident amounts – Enter gains and losses (including losses allowed from passive activities) from all sources while a resident.

California nonresident amounts – Enter gains and losses from sources within California while a nonresident.

Line 15 – IRA Distributions (Taxable Amount)

California resident amounts – Enter the taxable portion of the IRA distributions received while a California resident. Include regular distributions, premature distributions, and any other money or property received from your IRA account or annuity.

For more information on traditional, Coverdell ESA, and Roth IRAs, get FTB Pub. 1005.

If this amount is a premature distribution and you owed the early distribution tax on your federal tax return, you generally owe this tax to California. Get form FTB 3805P, to figure any additional tax due on this amount.

California nonresident amounts – IRA distributions received by a nonresident are not taxable.

Line 16 – Pensions and Annuities (Taxable Amount)

California resident amounts – Enter the portion of taxable pension and annuity income received while a resident of California.

If this amount is a premature distribution and you owed the early distribution tax on your federal tax return, you generally owe this tax to California. Get form FTB 3805P to figure any additional tax due on this amount.

California nonresident amounts – Qualified retirement distributions received by a nonresident are not taxable.

For more information, get FTB Pub. 1005.

Line 17 – Rental Real Estate, Royalties, Partnerships, S Corporations, Trusts, Etc.

California resident amounts – Enter your profit or loss (including losses allowed from passive activities) from all rents, royalties, partnerships, S corporations, LLCs, estates, and trusts that accrued while a California resident.

California nonresident amounts – Enter your profit or loss related to property or business located in California while a nonresident of California. Your Schedule K-1 (100S, 541, 565, or 568) will indicate the amount of S corporation, estate, trust, partnership, or LLC profit or loss derived from California sources.

Part-year resident amounts – Allocate income between the period of residency and the period of non residency in a manner that reflects the actual date of realization of partnership, S corporation, and certain trust income. In the absence of information that reflects the actual date of realization, the taxpayer allocates an annual amount on a proportional basis between the two periods, using a daily pro-rata methodology. For more information, get FTB Pub. 1100.

Line 18 – Farm Income or (Loss)

California resident amounts – Enter profit or loss (including losses allowed from passive activities) from all farming activity while a California resident.

California nonresident amounts – Enter profit or loss (including losses allowed from passive activities) for farming activity conducted in California while a nonresident of California.

Line 21 – Other Income

Identify the type of income reported in the space provided. If there is more than one item to report on line 21f, attach a statement that lists each item and enter the total of all individual items in column E.

Line 22a – Total

Add line 7 through line 21 in column E. Enter the result on this line.

Line 22b – Balance Carried Forward

Enter the total from Side 1, line 22a, column E on this line.

Line 26 – Moving Expenses

California law and federal law are the same for moving expenses. If you moved:

- Into California in connection with your new job, enter the amount from line 26, column A, in line 26, column E.
- Out of California in connection with your new job, enter -0- on line 26, column E.

Exception: If you moved out of California in connection with your new job and received compensation from that job attributable to a California source, your moving expense adjustment will be limited by the ratio of California source compensation from the new job to total compensation from the new job.

Line 27 – Deductible part of Self-Employment Tax

If you claimed a deduction in column A for self-employment tax paid, your California deduction is limited to a percentage of the total California deduction, line 27, column D. That percentage is the ratio of:

Self-employment income reported in column A from all sources while a CA resident	+	Self-employment income reported in column A from CA sources while a nonresident	=	California ratio
Total self-employment income reported in column A				

Multiply your total California deduction, line 27, column D by the California ratio described above and enter the result on line 27, column E. If the California ratio is greater than 1.00, enter the amount from line 27, column D on line 27, column E. If the California ratio is less than zero, enter -0- on line 27, column E.

Line 28 and Line 32 – IRA, Keogh, SEP, and SIMPLE Deduction

The amount of the California deduction for IRA, Keogh, SEP, and SIMPLE contributions is the same as the federal deduction. However, the California deduction may be limited by California compensation or by California self-employment income.

Example: Susan moved into California on December 1. She made contributions to her IRA and claimed a deduction of \$2,000 on her federal tax return. Her California wages were \$500. Her allowable deduction is the lesser of:

- The federal deduction of \$2,000.
- The California compensation of \$500.

Therefore, she enters \$500 on line 28, column E. She will make no entry in column B or column C.

Keogh, SEP, and SIMPLE deductions are limited to a percentage of the federal deduction.

$$\frac{\text{Self-employment income reported in column E}}{\text{Total self-employment income reported in column D}} = \text{California ratio}$$

Multiply federal deductions by the California ratio described above and enter the result on line 28, column E. If the California ratio is greater than 1.00, enter the amount from line 28, column D on line 28, column E. If the California ratio is less than zero, enter -0- on line 28, column E. Get FTB Pub. 1005 for more information.

Line 29 – Self-Employed Health Insurance Deduction

If you claimed a deduction in column A for payments you made to a health insurance plan while you were self-employed, your California deduction is limited to a percentage of the federal deduction. That percentage is the ratio of:

$$\frac{\text{Total self-employment income reported in column E}}{\text{Total self-employment income reported in column D}} = \text{California ratio}$$

Multiply your federal deduction on line 29, by the California ratio described above and enter the result on line 29, column E. If the California ratio is greater than 1.00, enter the amount from line 29, column D on line 29, column E. If the California ratio is less than zero, enter -0- on line 29, column E.

Line 30 – Penalty on Early Withdrawal of Savings

Enter the interest penalties charged while a California resident.

Line 31a – Alimony Paid

If you claimed a deduction in column D for alimony payments, first compute your California ratio:

$$\frac{\text{California AGI (line 37, column E) (without the alimony deduction)}}{\text{Total AGI (line 37, column D) (without the alimony deduction)}} = \text{California ratio}$$

California nonresident amounts – Multiply the deduction (line 31a, column D) by the California ratio (see above) and enter the amount in line 31a, column E. If the California ratio is greater than 1.00, enter the amount from line 31a, column D on line 31a, column E. If the California ratio is less than zero, enter -0- on line 31a, column E.

Part-year resident amounts – Multiply the alimony paid while a nonresident by the California ratio (see above) to determine the nonresident portion. If the California ratio is greater than 1.00, use 1.00 for the California ratio. If the California ratio is less than zero, your nonresident portion of alimony paid is zero. Add the nonresident portion of alimony paid to the alimony paid while a resident. Enter the total in line 31a, column E.

Line 36

Add line 23 through line 31a and line 32 through line 35 in column E. Enter the result on this line.

Line 37 – Total

Subtract line 36 from line 22b in column E. This is your California adjusted gross income (AGI). Enter the result on this line. Also enter this amount on line 45.

Also, transfer the amount from:

- Line 37, column B to Long Form 540NR, line 14.

If column B is a negative number, transfer the amount as a positive number to Long Form 540NR, line 16.

- Line 37, column C to Long Form 540NR, line 16. If column C is a negative number, transfer the amount as a positive number to Long Form 540NR, line 14.
- Line 37, column E to Long Form 540NR, line 32. If you plan to itemize deductions, go to Part III.

Specific Line Instructions for Part III Adjustments to Federal Itemized Deductions

Line 38 – Federal Itemized Deductions

Enter the total amount of itemized deductions from your federal Schedule A (Form 1040), Itemized Deductions, lines 4, 9, 15, 19, 20, 27, and 28 or Schedule A (Form 1040NR), lines 1, 5, 6, 13, and 14.

Nonresident military servicemembers domiciled outside of California exclude military pay from federal AGI when calculating threshold limits for the following federal Schedule A (Form 1040) items: medical and dental expenses, gifts to charity, casualty and theft losses, and job expenses and most other miscellaneous deductions. Recalculate these amounts using the modified federal AGI amount. Subtract military pay from federal AGI, and then recalculate itemized deductions using the new threshold limits. Enter the recalculated Schedule A (Form 1040), total itemized deductions on Schedule CA (540NR), line 38.

Important: If you did not itemize deductions on your federal tax return but will itemize deductions on your California tax return, first complete federal Schedule A (Form 1040). Then complete Schedule CA (540NR), Part III, line 38 through line 44. Attach a copy of federal Schedule A (Form 1040) to your Long Form 540NR.

Line 39 – State, Local, and Foreign Income Taxes; General Sales Tax

Add the following amounts from federal Schedule A (Form 1040) and enter on line 39:

- Line 5, state and local income tax (including limited partnership tax and income or franchise tax paid by corporations), and State Disability Insurance (SDI) or state and local general sales tax.
- Line 8, foreign income taxes or Schedule A (Form 1040NR), line 1.

Line 41 – Other Adjustments

Medical and Dental Expense Deduction – For federal purposes, a deduction is allowed for unreimbursed allowable medical and dental expenses that exceeds 10% of federal AGI. California allows a deduction for medical and dental expenses that exceed 7.5% of federal AGI. To determine the amount of the itemized deduction adjustment:

- Calculate the medical and dental expense deduction for California.
- Calculate the medical and dental expense deduction for federal.
- Subtract the federal amount from the California amount. Enter the amount on line 41, as a positive number.

College Access Tax Credit – If you deducted a charitable contribution amount for the College Access Tax Credit Fund on your federal Schedule A (Form 1040) and are claiming the College Access Tax Credit on your Long Form 540NR, enter the amount used to calculate the College Access Tax Credit on line 41 as a negative number.

Adoption-related expenses – If you deducted adoption-related expenses on your federal Schedule A (Form 1040) and are claiming the adoption cost credit on your Long Form 540NR, enter the amount of the adoption cost credit claimed as a negative number on line 41.

Mortgage interest credit – If you reduced your federal mortgage interest deduction by the amount of your mortgage interest credit (from federal Form 8396, Mortgage Interest Credit), increase your California itemized deductions by the same amount. Enter the amount of your federal mortgage interest credit as a positive number on line 41.

Nontaxable income expenses – If, on federal Schedule A (Form 1040), you claim expenses related to producing income taxed under federal law but not taxed by California, enter the amount as a negative number on line 41.

You may claim expenses related to producing income taxed by California law but not taxed under federal law by entering the amount as a positive number on line 41.

Employee business expense – If you completed federal Form 2106 or Form 2106-EZ, prepare a second set of forms reflecting your employee business expense using California amounts (i.e., following California law).

Generally, California law conforms with federal law and no adjustment is needed. However, differences occur when:

- Assets (requiring depreciation) were placed in service before January 1, 1987. Figure the depreciation based on California law.
- Federal employees who were on temporary duty status. California does not conform to the federal provision that expanded temporary duties to include prosecution duties, in addition to investigative duties. Therefore, travel expenses paid or incurred in connection with temporary duty status (exceeding one year), involving the prosecution (or support of the prosecution) of a federal crime, should not be included in the California amount.

Compare federal Form 2106, line 10 or Form 2106-EZ, line 6 and the form completed using California amounts. If the federal amount is larger, enter the difference as a negative number on line 41. If the California amount is larger, enter the difference as a positive number on line 41.

Investment interest expense – Your California deduction for investment interest expense may be different from your federal deduction. Use form FTB 3526, Investment Interest Expense Deduction, to figure the amount to enter on line 41.

Gambling losses – California Lottery losses are not deductible for California. Enter the amount of California Lottery losses shown on federal Schedule A (Form 1040) as a negative number on line 41.

Federal estate tax – Federal estate tax paid on income in respect of a decedent is not deductible for California. Enter the amount of federal estate tax shown on federal Schedule A (Form 1040) as a negative number on line 41.

Generation skipping transfer tax – Tax paid on generation skipping transfers is not deductible under California law. Enter the amount of expenses shown on federal Schedule A (Form 1040) as a negative number on line 41.

State legislator's travel expenses – Under California law, deductible travel expenses for state legislators include only those incurred while away from their places of residence overnight. Figure the difference between the amount allowed using federal law and the amount allowed using California law. Enter the difference as a negative number on line 41.

Qualified charitable contributions – Your California deduction may be different from your federal deduction. California limits the amount of your deduction to 50% of your federal adjusted gross income. Figure the difference between the amount allowed using federal law and the amount allowed using California law. Enter the difference as a negative number on line 41.

Charitable contribution carryover deduction – If deducting a prior year charitable contribution carryover, and the California carryover is larger than the federal carryover, enter the additional amount as a positive number on line 41.

Health savings account (HSA) distributions – If you received a tax-free HSA distribution for qualified medical expenses, enter the qualified expenses paid that exceed 7.5% of federal AGI as an adjustment to itemized deductions. To determine the amount of the itemized deduction adjustment:

- Calculate the medical expense deduction for California.
- Calculate the medical expense deduction for federal.
- Subtract the federal amount from the California amount. Enter the difference on line 41, as a positive amount.

Carryover deduction appreciated stock contributed to a private foundation prior to January 1, 2002 – If deducting a charitable contribution carryover of appreciated stock donated to a private operating foundation made prior to January 1, 2002, and the fair market value allowed for federal purposes is larger than the basis allowed for California purposes, enter the difference as a negative number on line 41.

Interest on loans from utility companies – Taxpayers are allowed a tax deduction for interest paid or incurred on a public utility company financed loan that is used to purchase and install energy efficient equipment or products, including zone-heating products for a qualified residence **located in California**. Federal law has no equivalent deduction. Enter the difference as a positive number on line 41.

Private mortgage insurance (PMI) – If you took the deduction on federal Schedule A (Form 1040), line 13, then subtract the same amount on line 41.

Claim of right – If you had to repay an amount that you included in your income in an earlier year, because at the time you thought you had an unrestricted right to it, you may be able to deduct the amount repaid from your income for the year in which you repaid it. Or, if the amount you repaid is more than \$3,000, you may take a credit against your tax for the year in which you repaid it, whichever results in the least tax.

If the amount repaid was not taxed by California, then no deduction or credit is allowed.

If you claimed a credit for the repayment on your federal tax return and are deducting the repayment for California, enter the allowable deduction as a positive amount on Schedule CA (540NR), line 41. Deductions of \$3,000 or less are subject to the 2% federal AGI limit.

If you deducted the repayment on your federal tax return and are taking a credit for California, enter the amount of the federal deduction as a negative amount on Schedule CA (540NR), line 41. To help you determine whether to take a credit or deduction, see the Repayment section of federal Publication 525, Taxable and Nontaxable Income. Remember to use the California tax rate in your computations. If you choose to take the credit instead of the deduction for California, add the credit amount on line 86, the total payment line, of the Long Form 540NR. To the left of the total, write "IRC 1341" and the amount of the credit.

Line 43 – California Itemized Deductions

Is the amount on Long Form 540NR, line 13 more than the amount shown below for your filing status?

Single or married/RDP filing separately	\$182,459
Head of household	\$273,692
Married/RDP filing jointly or qualifying widow(er)	\$364,923

NO Transfer the amount from line 42 to line 43. Do not complete the worksheet on the following page.

YES Complete the Itemized Deductions Worksheet on the following page.

Note:

- If you are married/RDP and file a separate tax return, you and your spouse/RDP must either both itemize your deductions or both take the standard deduction.
- Also, if someone else can claim you as a dependent, claim the greater of the standard deduction or your itemized deductions. See the "California Standard Deduction Worksheet for Dependents" in your California 540NR Booklet to figure your standard deduction.
- Military pay of a servicemember domiciled outside of California cannot be used to reduce the amount of this deduction. Modify your federal adjusted gross income used to compute this limitation by subtracting your military pay from federal adjusted gross income. Get FTB Pub. 1032 for more information.

Line 44 – Amount from Line 43 or Standard Deduction

Enter the larger of the amount on line 43 or your standard deduction listed below:

Single or married/RDP filing separately	\$4,129
Married/RDP filing jointly, head of household, or qualifying widow(er)	\$8,258

If your filing status is Married/RDP filing separately and your spouse itemizes, enter the amount from line 43 (even if the standard deduction is larger).

Specific Line Instructions for Part IV California Taxable Income

Line 45 – California AGI

Enter your California AGI from line 37, column E.

Line 47 – Deduction Percentage

Divide line 37, column E by line 37, column D. Carry the decimal to four places. This number may not be greater than 1.0000. If the result is greater than 1.0000, enter 1.0000.

Line 49 – California Taxable Income

Subtract line 48 from line 45. If less than zero, enter -0-. Enter this amount on Long Form 540NR, line 35.

THIS PAGE INTENTIONALLY LEFT BLANK

Visit our website:

ftb.ca.gov

2016 Instructions for California Schedule D (540NR)

California Capital Gain or Loss Adjustment

References in these instructions are to the Internal Revenue Code (IRC) as of **January 1, 2015**, and to the California Revenue and Taxation Code (R&TC).

General Information

In general, for taxable years beginning on or after January 1, 2015, California law conforms to the IRC as of January 1, 2015. However, there are continuing differences between California and federal law. When California conforms to federal tax law changes, we do not always adopt all of the changes made at the federal level. For more information, go to ftb.ca.gov and search for **conformity**. Additional information can be found in FTB Pub. 1001, Supplemental Guidelines to California Adjustments, the instructions for California Schedule CA (540 or 540NR), and the Business Entity tax booklets.

The instructions provided with California tax forms are a summary of California tax law and are only intended to aid taxpayers in preparing their state income tax returns. We include information that is most useful to the greatest number of taxpayers in the limited space available. It is not possible to include all requirements of the California Revenue and Taxation Code (R&TC) in the instructions. Taxpayers should not consider the instructions as authoritative law.

For purposes of California income tax, references to a spouse, husband, or wife also refer to a California registered domestic partner (RDP), unless otherwise specified. When we use the initials RDP they refer to both a California registered domestic "partner" and a California registered domestic "partnership," as applicable. For more information on RDPs, get FTB Pub. 737, Tax Information for Registered Domestic Partners.

Purpose

Full-year nonresidents or part-year residents report gains and losses as if they were full-year residents for the entire year using California amounts. Therefore, all gains and losses must be reported. Full-year nonresidents or part-year residents complete Schedule D (540NR), California Capital Gain or Loss Adjustment, and the Schedule D (540NR) Worksheet for Nonresident and Part-Year Residents, in order to complete column E on Schedule CA (540NR), California Adjustments - Nonresidents or Part-Year Residents.

For nonresidents, the computation of California taxable income, capital loss carryovers, and capital loss limitations are determined based upon California source income and loss items only. For purposes of calculating California taxable income, the character of gains and losses on the sale or exchange of property used in the trade or business or certain involuntary conversions (IRC Section 1231) are determined by netting California source Section 1231 gains and losses only.

If you moved in or out of California during the year, get FTB Pub. 1100, Taxation of Nonresidents and Individuals Who Change Residency.

Get FTB Pub. 1001, for more information about the following:

- Disposition of property inherited before 1987.
- Gain on the sale or disposition of a qualified assisted housing development to low-income residents or to specific entities maintaining housing for low-income residents.
- Capital loss carryback.

Installment Sales. If you sold property at a gain (other than publicly traded stocks or securities) and you will receive a payment in a tax year after the year of sale, report the sale on the installment method unless you elect not to do so. Get form FTB 3805E, Installment Sale Income. Also, use that form if you received a payment in 2016, for an installment sale made in an earlier year.

You may elect to not use the installment sale method for California by reporting the entire gain on Schedule D (540NR) (or Schedule D-1, Sales of Business Property, for business assets) in the year of the sale and filing your return on or before the due date.

At-Risk Rules and Passive Activity Limitations. If you dispose of (1) an asset used in an activity to which the at-risk rules apply, or (2) any part of your interest in an activity to which the at-risk rules apply, and you have amounts in the activity for which you are not at risk, get and complete federal Form 6198, At-Risk Limitations, using California amounts to figure your California deductible loss under the at-risk rules. Once a loss becomes allowable under the at-risk rules, it becomes subject to the passive activity rules. Get form FTB 3801, Passive Activity Loss Limitations.

Specific Line Instructions

Line 1 – List each capital asset transaction.

Column (a) – Description of Property. Describe the asset you sold or exchanged.

Column (b) – Sales Price. Enter in this column either the gross sales price or the net sales price. If you received a Form 1099-B, Proceeds From Broker and Barter Exchange Transactions; Form 1099-S, Proceeds From Real Estate Transactions; or similar statement showing the gross sales price, enter that amount in column (b). However, if box 2a of Form 1099-B indicates that gross proceeds less commissions and option premiums were reported to the IRS, enter that net amount in column (b). If you entered the net amount in column (b), **do not** include the commissions and option premiums in column (c).

Column (c) – Cost or Other Basis. In general, the cost or other basis is the cost of the property plus purchase commissions and improvements, minus depreciation, amortization, and depletion. Enter the cost or adjusted basis of the asset for California purposes. Use your records and California tax returns for years before 1987 to determine the California amount to enter in column (c). If you used an amount other than cost as the original basis, your federal basis may be different from your California basis. Other reasons for differences include:

- **Depreciation Methods and Property Expensing –** Before 1987, California law disallowed the use of accelerated cost recovery system (ACRS) and disallowed the use of an asset depreciation range 20% above or below the standard rate. Before 1999, California had different limits on the expensing of property under IRC Section 179. California law permits rapid write-off of certain property such as solar energy systems, pollution control devices, and property used in an Enterprise Zone, Local Agency Military Base Recovery Area, Targeted Tax Area, or Los Angeles Revitalization Zone.
- **Inherited Property –** The California basis of property inherited from a decedent is generally the fair market value at the time of death.
- **S Corporation Stock –** Prior to 1987, California law did not recognize S corporations and your California basis in S corporation stock may differ from your federal basis. In general, your California basis will be cost-adjusted for income, loss, and distributions received after 1986, while your stock was California S corporation stock. Your federal basis will be cost-adjusted for income, loss, and distributions received during the time your stock qualified for federal S corporation treatment. Effective for taxable years beginning on or after January 1, 2002, any corporation with a valid federal S corporation election is considered an S corporation for California purposes. Existing law already requires federal C corporations to be treated as C corporations for California purposes.
- **Special Credits –** California law authorizes special tax credits not allowed under federal law or computed differently under federal law. If you claimed special credits related to capital assets, reduce your basis in the assets by the amount of credit.
- **Qualified Small Business Stock –** California does not conform to the qualified small business stock deferral and gain exclusion under IRC Section 1045 and IRC Section 1202. Enter the entire gain realized in column (e).

Other adjustments may apply differently to the federal and California basis of your capital assets. Figure the original basis of your asset using the California law in effect when the asset was acquired, and adjust it according to provisions of California law in effect during the period of your ownership.

Line 2 – Net Gain or (Loss) Shown on California Schedule(s) K-1 (100S, 541, 565, and 568). Combine gain(s) and loss(es) from all California Schedule(s) K-1 (100S, 541, 565, and 568), Share of Income, Deductions, Credits, etc. See California Schedule K-1 (100S, 541, 565, and 568) instructions for more information on capital gains and losses. Enter the net loss on line 2, column (d) or the net gain on line 2, column (e).

Line 3 – Capital Gain Distributions. If you receive federal Form 2439, Notice to Shareholder of Undistributed Long-Term Capital Gains, from a mutual fund, do not include the **undistributed** capital gain dividends on Schedule D (540NR). If you receive federal Form 1099-DIV, Dividends and Distributions, enter the amount of **distributed** capital gain dividends.

Line 6 – 2015 California Capital Loss Carryover. If you had California capital loss carryover from 2015, recalculate those losses as if you had been a resident for all prior years. Enter this amount on line 6. Get FTB Pub. 1100 for more information.

Line 8 – Net Gain or Loss. If the amount on line 4 is more than the amount on line 7, subtract line 7 from line 4. Enter the difference as a gain on line 8.

If the amount on line 7 is more than the amount on line 4, subtract line 4 from line 7 and enter the difference as a negative amount on line 8.

Use the worksheet on the next page to figure your capital loss carryover to 2017.

Line 9 – If line 8 is a net capital loss, enter the smaller of the loss on line 8 or \$3,000 (\$1,500 if married or an RDP filing a separate return).

Line 12a – Compare the amounts entered on line 10 and line 11 to figure the adjustment to enter on Schedule CA (540NR), line 13, column B.

For example:

Loss on line 10 is less than loss on line 11.

Federal loss on line 10 is	(\$1,000)
California loss on line 11 is	(\$2,000)
Difference between line 10 and line 11	\$1,000

Gain on line 10 and loss on line 11.

Federal gain on line 10 is	\$3,000
California loss on line 11 is	(\$3,000)
Difference between line 10 and line 11	\$6,000

Line 12b – Compare the amounts entered on line 10 and line 11 to figure the adjustment to enter on Schedule CA (540NR), line 13, column C.

For example:

Loss on line 10 is more than loss on line 11.

Federal loss on line 10 is	(\$2,000)
California loss on line 11 is	(\$1,000)
Difference between line 11 and line 10	\$1,000

Loss on line 10 and gain on line 11.

Federal loss on line 10 is	(\$2,000)
California gain on line 11 is	\$5,000
Difference between line 10 and line 11	\$7,000

California Capital Loss Carryover Worksheet For Full-Year Residents

1. Loss from Schedule D (540NR), line 11, stated as a positive number	1	_____
2. Amount from Long Form 540NR, line 17.	2	_____
3. Amount from Long Form 540NR, line 18.	3	_____
4. Subtract line 3 from line 2. If less than zero, enter as a negative amount	4	_____
5. Combine line 1 and line 4. If less than zero, enter -0-	5	_____
6. Enter loss from Schedule D (540NR), line 8 as a positive number	6	_____
7. Enter the smaller of line 1 or line 5	7	_____
8. Subtract line 7 from line 6. This is your capital loss carryover to 2017	8	_____

Schedule D (540NR) Worksheet for Nonresidents and Part-Year Residents

Complete Schedule D (540NR) first.

Full-year Nonresidents: Complete column A and column B only. Enter the amount shown in column B, line 4 (if there is an overall gain) or line 5 (if there is a loss), on Schedule CA (540NR), line 13, column E.

Part-year Residents:

Enter the number of days during the year you were a CA resident: _____ .

Enter the number of days during the year you were a nonresident: _____ .

Column A, line 1 through line 5 should be the same as the amounts shown on Schedule D (540NR), lines 4, 5, 6, 8, and 9 respectively.

Columns A and B, line 3, should show a carryover amount that has been computed as if you had been a resident in all prior years for column A and as if you had been a nonresident for all prior years for column B.

Columns C and D should be completed taking into account the dates of the transactions. For column C, multiply the amount in column A by the number of days you were a resident divided by 365 days. For column D, multiply the amount in column B by the number of days you were a nonresident divided by 365 days.

Line 4 If the amount shown in column E is a gain, enter that amount on Schedule CA (540NR) Part-Year Resident Worksheet, line 13, column C. If a loss, go to line 5.

Line 5 Enter the amount shown in column E on Schedule CA (540NR) Part-Year Resident Worksheet, line 13, column C.

	A	B	C	D	E
	Enter total as if you were a CA resident for the entire year.	Enter amounts earned or received from CA sources as if you were a nonresident for the entire year.	Enter amounts earned or received during the portion of the year you were a CA resident.	Enter amounts earned or received from CA sources during the portion of the year you were a nonresident.	Total Combine column C and column D.
1	Gains				
2	Losses				
3	Prior year loss carryover.				
4	Combine line 1 through line 3.				
5	Enter the smaller of the loss on line 4 or \$3,000 (\$1,500 if married or an RDP filing separately).				

Capital Loss Carryover Worksheet

Complete this worksheet only if at the end of the year you were a resident and line 4, column A above shows a loss **or** at the end of the year you were a nonresident and line 4, column B above shows a loss. In completing this worksheet, if you were a resident at the end of the year, use the column A amounts shown above; if you were a nonresident, use the column B amounts.

1	Enter the total loss from the Schedule D (540NR) Worksheet, line 5, as a positive number	
2	Amount from Long Form 540NR, line 17	
3	Amount from Long Form 540NR, line 18	
4	Subtract line 3 from line 2. If less than zero, enter as a negative amount	
5	Combine line 1 and line 4. If less than zero, enter -0-	
6	Enter the total loss from Schedule D (540NR) Worksheet, line 4, as a positive number	
7	Enter the smaller of line 1 or line 5	
8	Subtract line 7 from line 6. This is your capital loss carryover to 2017	

Paying Your Taxes

General Information

You must file and pay 100% of the amount you owe by April 18, 2017, to avoid interest and penalties. There are several ways to pay your tax:

- Electronic funds withdrawal
- Web Pay
- Credit card
- Check or money order (Make all checks or money orders payable in U.S. dollars and drawn against a U.S. financial institution.)
- Pre-approved monthly payments

Electronic Funds Withdrawal

Use this convenient option if you e-file. Simply provide your bank information, amount you want to pay, and the date you want the balance due to be withdrawn from your account. Your tax preparation software will offer this option.

Web Pay

Enjoy the convenience of online bill payment with **Web Pay**. Pay the amount you owe using our secure online payment service. Go to **ftb.ca.gov** for more information. With Web Pay, you can schedule it, and forget it!

Credit Card

To make a payment using your Discover, MasterCard, Visa, or American Express card go to the Official Payments Corp. website or call:

- **officialpayments.com** and select Payment Center.
- **800.2PAY.TAX** or **800.272.9829** and follow the recorded instructions.

Official Payments Corp. charges a convenience fee for this service. This fee is based on the amount of your tax payment. Official Payments Corp. will tell you the convenience fee before you complete your transaction. You can decide whether to complete the transaction at that time.

Fee: 2.30% of tax amount charged (round to nearest cent) **Example:** Tax Payment = \$753.56
Minimum fee: \$1 2.30% Fee = \$17.33

Assistance for persons with disabilities. If you have a hearing or speech impairment, call TTY/TDD at 800.735.2929 (California Relay Service). For all other special assistance, call 800.487.4567, Monday through Friday, 5 a.m. to 5 p.m. PST.

Frequently Asked Questions

When will my payment be effective?

- **Web Pay:** Your payment is effective on the payment date you select.
- **Credit Card:** Your payment is effective on the date you charge it.

What if I change my mind?

- **Web Pay:** Contact our e-Programs Customer Service at 916.845.0353 at least two business days before your scheduled payment date to cancel your payment.
- **Credit Card:** Contact your card issuer for information about canceling or reversing the charge.

If you change your mind and you still owe money, be sure to make your payment another way. We may charge penalties, interest, and other fees for nonpayment or late payment of taxes.

How do I know if you received my payment?

- Your account statement is your proof of payment.
- To verify the payment, go to **ftb.ca.gov** and search for **myftb account**.

TAX PAYMENT WORKSHEET KEEP FOR YOUR RECORDS

1 Total tax you expect to owe. This is the amount you expect to enter on Form 540, line 64; or Long Form 540NR, line 74 1	00
2 Payments and credits:	
a California income tax withheld (including real estate and nonresident withholding) 2a	00
b California estimated tax payments and amount applied from your 2015 tax return. 2b (To check your estimated tax payments go to ftb.ca.gov and search for myftb account .)	00
c Other payments and credits (including any tax payments made with any previous form FTB 3519). 2c	00
3 Total tax payments and credits. Add line 2a, line 2b, and line 2c 3	00
4 Tax due. Is line 1 more than line 3? 4	00

- **No. Stop here.** You have no tax due. **Do not** mail form FTB 3519. If you file your tax return by October 16, 2017 (fiscal year filer – see instructions), the automatic extension will apply.
- **Yes.** Subtract line 3 from line 1 and enter on line 4. This is your tax due. For online payments, **do not** mail the form, go to **ftb.ca.gov** for more information. If you meet the requirements of the Mandatory e-Pay program, you must make all payments electronically, regardless of the taxable year or amount. Go to **ftb.ca.gov** and search for **mandatory epay**. For check or money order payments, using black or blue ink, complete your check or money order and form FTB 3519 below. Enter the tax due amount from line 4 as the “Amount of payment.” Make your check or money order payable to the “Franchise Tax Board,” and write your SSN or ITIN and “2016 FTB 3519” in the “For” section. Enclose, but **do not** staple your payment to form FTB 3519 and mail to:

FRANCHISE TAX BOARD, PO BOX 942867, SACRAMENTO CA 94267-0008.

- **On or after September 11, 2001.** If you claimed the 30% additional depreciation for federal purposes, California has not conformed to the federal Job Creation and Worker Assistance Act of 2002 which allows taxpayers to take an additional first year depreciation deduction and Alternative Minimum Tax depreciation adjustment for property placed in service after September 10, 2001.

Get FTB Pub. 1001 for more information on differences between California and federal law for the following items:

- Amortization of certain intangibles (IRC Section 197)
- Qualified Indian Reservation property
- Grapevines subject to Phylloxera or Pierce's disease
- Additional depreciation (IRC Section 168(k))
- Startup expenses (IRC Section 195)
- Asset expense election (IRC Section 179)

California generally conforms to the federal 2003 increase (IRC Section 280F) for the limitation on luxury automobile depreciation. In addition, SUVs and minivans built on a truck chassis are included in the definition of trucks and vans when applying the 6,000 pound gross weight limit. However, California does not conform to the federal increase to first-year depreciation for qualified vehicles placed in service in 2010.

Differences may also occur for other less common reasons, and the instructions for Schedule CA (540 or 540NR) list them on the line for the type of income likely to be affected. Get FTB Pub. 1001 for more information about figuring and reporting these adjustments.

If reporting a difference for assets related to a passive activity, get form FTB 3801, Passive Activity Loss Limitations, for more information about passive activities.

Do not use form FTB 3885A to report depreciation expense from federal Form 2106, Employee Business Expenses. Instead, see the instructions for Schedule CA (540 or 540NR), line 41.

Specific Line Instructions

Prepare and file a separate form FTB 3885A for each business or activity on your tax return that has a difference between California and federal depreciation or amortization. Enter the name of the business or activity in the space provided at the top of the form. If you need more space, attach additional sheets. However, complete Part II, Election to Expense Certain Tangible Property (IRC Section 179), only once.

Part I Identify the Activity as Passive or Nonpassive

Line 1 – Check the box to identify the activity as passive or nonpassive. A passive activity is any activity involving the conduct of any trade or business in which you did not materially participate. Get form FTB 3801 for more information.

If the activity is passive, use this form as a worksheet to figure the depreciation adjustment to carry to form FTB 3801. Beginning in 1994, and for federal purposes only, rental real estate activities of persons in real property business are not automatically treated as passive activities. California did not conform to this provision.

Part II Election To Expense Certain Tangible Property

If you qualify, you may elect to expense part of the cost of depreciable personal property used in your trade or business and certain other property described in federal Publication 946, How to Depreciate Property. To qualify, you must have purchased property, as defined in the IRC Section 179(d)(2), and placed it in service during 2016, or have a carryover of unused cost from 2015. If you elect this deduction, you must reduce your California depreciable basis by the IRC Section 179 expense.

Federal limitation amounts may be different than California limitation amounts. For California purposes, the maximum IRC Section 179 expense deduction allowed for 2016 is \$25,000.

Complete the worksheet in the next column to figure IRC Section 179 expense for California. Include all assets qualifying for the deduction because the limit applies to all qualifying assets as a group rather than to each asset individually. **Refer to federal Form 4562, Depreciation and Amortization, for more information.**

Tangible Property Expense Worksheet		
1	Maximum dollar limitation for California	1 \$25,000
2	Total cost of Section 179 property placed in service	2
3	Threshold cost of Section 179 property before reduction in limitation	3 \$200,000
4	Reduction in limitation. Subtract line 3 from line 2. If zero or less, enter -0-	4
5	Dollar limitation for tax year. Subtract line 4 from line 1. If zero or less, enter -0-	5
(a) Description of property	(b) Cost	(c) Elected cost
6		
7	Listed property (elected Section 179 cost)	7
8	Total elected cost of Section 179 property. Add line 6 column (c) and line 7	8
9	Tentative deduction. Enter the smaller of line 5 or line 8	9
10	Carryover of disallowed deduction from 2015	10
11	Enter the smaller of business income (not less than zero) or line 5	11
12	Section 179 expense deduction for California. Add line 9 and line 10, but do not enter more than line 11. Also, enter the result on form FTB 3885A, line 2	12
13	Carryover of disallowed deduction to 2017. Add line 9 and line 10. Subtract line 12 from the result	13

Part III Depreciation

Line 3 – Complete column (a) through column (f) for each tangible asset or group of assets placed in service during the tax year. Use the California basis for assets on which you elected to take the Section 179 deduction. The California basis will be the difference between line 6, column (b) and line 6, column (c) of the Tangible Property Expense Worksheet in Part II.

Line 8a and Line 8b – Are you using this form as a worksheet in connection with form FTB 3801?

Yes Enter the amount from line 8a or line 8b on form FTB 3801, Side 2, California Passive Activity Worksheet, column (e).

No Include the amount from line 8a on Schedule CA (540 or 540NR) in column B on line 12 for federal Schedule C (Form 1040), Profit or Loss From Business, activities; on line 17 for federal Schedule E (Form 1040), Supplemental Income and Loss, activities; or on line 18 for federal Schedule F (Form 1040), Profit or Loss From Farming, activities.

Include the amount from line 8b on Schedule CA (540 or 540NR) in column C on line 12 for federal Schedule C activities; on line 17 for federal Schedule E activities; or on line 18 for federal Schedule F activities.

Part IV Amortization

Line 9 – Complete column (a) through column (f) for intangible assets placed in service during the tax year. Use the California basis and the California recovery period.

Line 14a and Line 14b – Are you using this form as a worksheet in connection with form FTB 3801?

Yes Enter the amount from line 14a or line 14b on form FTB 3801, Side 2, California Passive Activity Worksheet, column (e).

No Include the amount from line 14a on Schedule CA (540 or 540NR) in column B on line 12 for federal Schedule C activities; on line 17 for federal Schedule E activities; or on line 18 for federal Schedule F activities.

Include the amount from line 14b on Schedule CA (540 or 540NR) in column C on line 12 for federal Schedule C activities; on line 17 for federal Schedule E activities; or on line 18 for federal Schedule F activities.

2016 Instructions for Form FTB 3514

California Earned Income Tax Credit

References in these instructions are to the Internal Revenue Code (IRC) as of **January 1, 2015**, and to the California Revenue and Taxation Code (R&TC).

General Information

In general, for taxable years beginning on or after January 1, 2015, California law conforms to the IRC as of January 1, 2015. However, there are continuing differences between California and federal law. When California conforms to federal tax law changes, we do not always adopt all of the changes made at the federal level. For more information, go to ftb.ca.gov and search for **conformity**. Additional information can be found in FTB Pub. 1001, Supplemental Guidelines to California Adjustments, the instructions for California Schedule CA (540 or 540NR), and the Business Entity tax booklets.

The instructions provided with California tax forms are a summary of California tax law and are only intended to aid taxpayers in preparing their state income tax returns. We include information that is most useful to the greatest number of taxpayers in the limited space available. It is not possible to include all requirements of the California Revenue and Taxation Code (R&TC) in the instructions. Taxpayers should not consider the instructions as authoritative law.

For taxable years beginning on or after January 1, 2015, the refundable California Earned Income Tax Credit (EITC) is available to taxpayers who earned wage income in California. This credit is similar to the federal Earned Income Credit (EIC) but with different income limitations. EITC reduces your California tax obligation, or allows a refund if no California tax is due. You may qualify if you have earned income of less than \$14,162. You do not need a child to qualify, but must file a California tax return to claim the credit and attach a completed form FTB 3514.

Registered Domestic Partners (RDPs)

For purposes of California income tax, references to a spouse, husband, or wife also refer to a California registered domestic partner (RDP), unless otherwise specified. When we use the initials RDP they refer to both a California registered domestic "partner" and a California registered domestic "partnership," as applicable. For more information on RDPs, get FTB Pub. 737, Tax Information for Registered Domestic Partners.

A Purpose

You may qualify to claim the 2016 California EITC if you (and your spouse/RDP) earned wage income in California. You do not need a child to qualify. Use form FTB 3514 to determine whether you qualify to claim the credit, provide information about your qualifying children, if applicable, and to figure the amount of your credit.

B Differences in California and Federal Law

The differences between California and federal law are as follows:

- California allows this credit for wage income earned in California (wages, salaries, tips and other employee compensation) that is subject to California withholding.
- California does not allow the credit for self-employment income.
- If you were a nonresident, you must have earned income from working in California.
- Both your earned income and federal adjusted gross income (AGI) must be less than \$53,505 to qualify for the federal credit, and less than \$14,162 to qualify for the California credit.
- You may elect to include all of your (and/or all of your spouse/RDP's if filing jointly) nontaxable military combat pay in earned income for California purposes, whether or not you elect to include it for federal purposes. Get FTB Pub. 1032, Tax Information for Military Personnel, for special rules that apply to military personnel claiming the EITC.

Specific Instructions

If certain requirements are met, you may claim the EITC even if you do not have a qualifying child. The amount of the credit is greater if you have a qualifying child, and increases with each child that qualifies, up to a maximum of three children. Follow Step 1 through Step 6 below to determine if you qualify for the credit and to figure the amount of the credit.

If your EITC was reduced or disallowed for any reason other than a math or clerical error and you now want to take the EITC then answer yes on line 1b within the form and follow Step 1 through Step 6 below to determine if you qualify for the credit.

Attach the completed form FTB 3514, California Earned Income Tax Credit, to your Form 540 or 540 2EZ, California Resident Income Tax Return; or Long or Short Form 540NR, California Nonresident or Part-Year Resident Income Tax Return, if you claim the California EITC.

Step 1 Qualifications for All Filers

a. Federal AGI

If, in taxable year 2016:

- 2 or more qualifying children lived with you, is the amount on federal Form 1040, line 38; or federal Form 1040A, line 22, less than \$14,162?
- 1 qualifying child lived with you, is the amount on federal Form 1040, line 38; or federal Form 1040A, line 22, less than \$10,088?
- No qualifying children lived with you, is the amount on federal Form 1040, line 38; federal Form 1040A, line 22; or federal Form 1040EZ, line 4, less than \$6,718?

Yes Continue.

No Stop here, you cannot take the credit.

b. Do you, and your spouse/RDP if filing a joint return, have a social security number (SSN) that allows you to work and is valid for EITC purposes? See "Valid SSN" section within Step 3, Qualifying Child, for a full definition.

Yes Continue.

No Stop here, you cannot take the credit.

c. Is your filing status married filing separately?

Yes Stop here, you cannot take the credit.

No Continue.

d. Are you filing federal Forms 2555, Foreign Earned Income or 2555-EZ, Foreign Earned Income Exclusion (relating to foreign earned income)?

Yes Stop here, you cannot take the credit.

No Continue.

e. Were you or your spouse/RDP a nonresident alien for any part of 2016?

Yes If your filing status is married filing jointly, continue. Otherwise, stop; you cannot take the EITC.

No Continue.

f. If you are filing a Long or Short Form 540NR, did you and your spouse/RDP live in California for at least 184 days?

Yes Continue.

No Stop here, you cannot take the credit.

g. Complete line 1, line 2, and line 3 on the form. Then go to Step 2.

Step 2 Investment Income

If you are filing Form 540 2EZ or Short Form 540NR complete Worksheet 1. If you are filing Form 540 or Long Form 540NR complete Worksheet 2.

Worksheet 1 – Investment Income

Form 540 2EZ and Short Form 540NR Filers

- 1 Taxable interest.** Enter the amount from Form 540 2EZ, line 10. Short Form 540NR filers add and enter the amounts from federal Form 1099-INT, box 1. **1** _____
- 2 Nontaxable interest.** Add and enter the amounts from federal Form 1099-INT, box 3 and box 8, and the amount from federal Form 1099-DIV, box 10 **2** _____
- 3 Dividends.** Enter the amount from Form 540 2EZ, line 11. **3** _____
- 4 Capital gain net income.** Enter the amount from Form 540 2EZ, line 13. **4** _____
- 5 Investment Income.** Add line 1, line 2, line 3 and line 4. Enter the amount here **5** _____
- 6 Is the amount on line 5 more than \$3,471?**

- Yes** Stop here, you cannot take the credit.
No Enter the amount from line 5 on form FTB 3514, line 4.
 Go to Step 3.

Worksheet 2 – Investment Income

Form 540 and Long Form 540NR Filers

Interest and Dividends

- 1** Add and enter the amounts from Schedule CA (540) or Schedule CA (540NR), line 8(a), column A and line 8(b) **1** _____
- 2** Enter the amount from form FTB 3803, Parents' Election to Report Child's Interest and Dividends, line 1b. **2** _____
- 3** Enter the amount from Schedule CA (540) or Schedule CA (540NR), line 9(a), column A minus column B plus column C **3** _____
- 4** Enter any amounts from form FTB 3803 for child's interest and dividends included on Schedule CA (540) or Schedule CA (540NR), line 21, column A minus line 21(f) column B plus line 21(f) column C. **4** _____

Capital Gain Net Income

- 5** Enter the amount from Schedule CA (540) or Schedule CA (540NR), line 13, column A minus column B plus column C. If the result is less than zero, enter -0-. **5** _____
- 6** Enter the gain from Schedule D-1 Sales of Business Property, line 7. If the amount on that line is a loss, enter -0-. (But, if you completed Schedule D-1, line 8 and line 9, enter the amount from line 9 instead). **6** _____
- 7** Subtract line 6 of this worksheet from line 5 of this worksheet. (If the result is less than zero, enter -0-). **7** _____

Passive Activities

- 8** Enter the total of net income from passive activities included on Schedule CA (540) or Schedule CA (540NR), line 17, column A minus column B plus column C. **8** _____

Other Activities

- 9** Enter any income from the rental of personal property included on Schedule CA (540) or Schedule CA (540NR), line 21, column A minus line 21(f) column B plus line 21(f) column C. If the result is zero or less, enter -0-. **9** _____
- 10** Enter any expenses related to the rental of personal property included as a write-in adjustment on Schedule CA(540) or Schedule CA (540NR), line 36, column A minus column B plus column C. **10** _____
- 11** Subtract line 10 of this worksheet from line 9 of this worksheet. (If the result is less than zero, enter -0-). **11** _____

Investment Income

- 12** Add the amounts on lines 1, 2, 3, 4, 7, 8, and 11. Enter the total.
This is your investment income **12** _____
- 13** Is the amount on line 12 more than \$3,471?
Yes Stop here, you cannot take the credit.
No Enter the amount from line 12 on form FTB 3514, line 4. Go to Step 3.

Step 3 Qualifying Child

Qualifying Child Definition

A qualifying child for the EITC is a child who meets the following conditions:

- Is your son, daughter, stepchild, foster child, brother, sister, stepbrother, stepsister, half brother, half sister, or a descendant of any of them (for example, your grandchild, niece, or nephew).
- Is under age 19 at the end of 2016 and younger than you (or your spouse/RDP, if filing jointly), or under age 24 at the end of 2016, a student, and younger than you (or your spouse/RDP, if filing jointly), or any age and permanently and totally disabled.
- Is not filing a joint return for 2016 or is filing a joint return for 2016 only to claim a refund of withheld income tax or estimated tax paid. Get federal Publication 596, Earned Income Credit, for examples.
- Lived with you in California for more than half of 2016. If the child did not live with you for the required time, see exceptions in the instructions for line 11.

Note. If the child was married or meets the conditions to be a qualifying child of another person (other than your spouse/RDP if filing a joint return), special rules apply. Get federal Publication 596 for more information.

Qualifying Child Questionnaire

- a. Do you have at least one child who meets the conditions to be your qualifying child?
- Yes** Continue.
No Go to Step 4.
- b. Are you filing a joint return for 2016?
- Yes** Complete form FTB 3514, Part III, line 5 through line 12. Go to Step 5.
No Continue.
- c. Could you be a qualifying child of another person for 2016? (Answer "No" if the other person is not required to file, and is not filing, a 2016 tax return or is filing a 2016 return only to claim a refund of withheld income tax or estimated tax paid. Get federal Publication 596 for examples.)
- Yes** Stop here, you cannot take the credit.
No Complete form FTB 3514, Part III, line 5 through line 12. Go to Step 5.

Line 7 – SSN

The child must have a valid SSN, as defined below, unless the child was born and died in 2016. If your child was born alive and died in 2016 and did not have an SSN, enter "Died" on this line and attach a copy of the child's birth certificate, death certificate, or hospital medical records or include it according to your software's instructions.

Valid SSN. For the EITC, a valid SSN is a number issued by the Social Security Administration unless "Not Valid for Employment" is printed on the social security card and the number was issued solely to allow the recipient of the SSN to apply for or receive a federally funded benefit. However, if "Valid for Work Only With DHS Authorization" is printed on the social security card, the SSN is valid for EITC purposes only as long as the DHS authorization is still valid.

An ITIN, Individual Taxpayer Identification Number or ATIN, Adoption Taxpayer Identification Number cannot be used to claim EITC. If you or your child has an ITIN or ATIN and later gets a SSN that is valid for employment, you may be able to file an amended return.

If you did not have an SSN by the due date of your 2016 return (including extensions), you cannot claim the EITC on either your original or an amended 2016 return, even if you later get an SSN. Also, if a child did not have an SSN by the due date of your return (including extensions), you cannot count that child as a qualifying child in figuring the EITC on either your original or an amended 2016 return, even if that child later gets an SSN.

Use Form 540X, Amended Individual Income Tax Return, to correct your return. Get Form 540X at ftb.ca.gov.

Line 9a – Student

A student is a child who during any part of 5 calendar months of 2016 was enrolled as a full-time student at a school, or took a full-time, on-farm training course given by a school or a state, county, or local government agency. A school includes a technical, trade, or mechanical school. It does not include an on-the-job training course, correspondence school, or school offering courses only through the Internet.

Line 9b – Permanently and totally disabled

A person is permanently and totally disabled if, at any time in 2016, the person could not engage in any substantial gainful activity because of a physical or mental condition and a doctor has determined that this condition (a) has lasted or can be expected to last continuously for at least a year, or (b) can be expected to lead to death.

Line 10 – Child's relationship to you

For additional information see qualifying child definition.

Line 11 – Number of days child lived with you

Enter the number of days the child lived with you in California during 2016. To qualify, the child must have the same principal place of residence in California as you for more than half of 2016, defined as 184 days or more. If the child was born or died in 2016 and your home was the child's home for more than half the time he or she was alive during 2016, enter "366." Do not enter more than 366 days. If the child did not live with you for the required time, temporary absences may count as time lived at home. For more information get federal Publication 596.

Line 12 – Child's physical address

Enter the physical address where the child resided during 2016. This should be the address of the principal place of residence in California where the child lived with you for more than half of 2016. If the child lived with you in California for more than half of 2016, but moved within California during this period, this should be the address of the principal place of residence that was shared the longest.

Step 4 Filer Without a Qualifying Child

- a. Is the amount on federal Form 1040, line 38; federal Form 1040A, line 22; or Form 1040EZ, line 4, less than \$6,718?
- Yes** Continue.
No Stop here, you cannot take the credit.
- b. Were you (or your spouse/RDP if filing a joint return) at least age 25 but under age 65 at the end of 2016? (Answer "Yes" if you, or your spouse/RDP if filing a joint return, were born after December 31, 1951, and before January 2, 1992.) If your spouse/RDP died in 2016 (or if you are preparing a return for someone who died in 2016), get federal Publication 596 for more information before you answer.
- Yes** Continue.
No Stop here, you cannot take the credit.
- c. Was your main home, and your spouse's/RDP's if filing a joint return, in California for more than half of 2016?
- Yes** Continue.
No Stop here, you cannot take the credit.
- d. Are you filing a joint return for 2016? For more information get federal Publication 596.
- Yes** Skip questions e and f; go to Step 5.
No Continue.
- e. Could you be a qualifying child of another person for 2016? (Answer "No" if the other person is not required to file, and is not filing, a 2016 tax return or is filing a 2016 return only to claim a refund of withheld income tax or estimated tax paid. Get federal Publication 596 for examples.)
- Yes** Stop here, you cannot take the credit.
No Continue.

f. Can you be claimed as a dependent on someone else's 2016 tax return?

- Yes** Stop here, you cannot take the credit.
- No** Go to Step 5.

Step 5 California Earned Income

Complete lines 13 through 16 to figure your California earned income. **California earned income does not include self-employment income.**

Line 13 – Wages, salaries, tips, and other employee compensation, subject to California withholding

Enter the amount from Form 540, line 12; Form 540 2EZ, line 9; Long Form 540NR, line 12; or Short Form 540NR, line 12. You may elect to include or exclude your Medicaid waiver payments or In Home Supportive Services (IHSS) payments that are nontaxable for federal purposes. If you are filing a joint return, both you and/or your spouse/RDP can elect to include or exclude your own nontaxable Medicaid waiver payments or IHSS payments for California EITC purposes. Each must elect to include or exclude all such payments, not just a portion of it. You may elect to include or exclude such payments from earned income for California EITC purposes, whether or not you elect to include or exclude them for federal purposes.

If you elect to include your nontaxable military combat pay in earned income for California EITC purposes, include the amount from federal Form W-2, Wage and Tax Statement, Box 12, Code Q. If you are filing a joint return, both you and/or your spouse/RDP can elect to include your own nontaxable military combat pay for California EITC purposes. Each must include all of their nontaxable military combat pay, not just a portion of it. You may elect to include nontaxable military combat pay in earned income for California EITC purposes, whether or not you elect to include it for federal purposes.

Step 6 How to Figure the CA EITC

Complete the California Earned Income Tax Credit Worksheet below.

California Earned Income Tax Credit Worksheet

Part I – All Filers

1. Enter your California earned income from form FTB 3514, line 16. If the amount is zero or less, stop here. **1** _____
2. Look up the amount on line 1 in the EITC Table to find the credit. Be sure you use the correct column for the number of qualifying children you have. Enter the credit here **2** _____
If the amount on line 2 is zero, stop here. You cannot take the credit.
3. Enter the amount from federal Form 1040, line 38; federal Form 1040A, line 22; or federal Form 1040EZ, line 4. **3** _____
4. Are the amounts on lines 1 and 3 the same?
Yes Skip line 5; and enter the amount from line 2 on line 6.
No Go to line 5.

Part II – Filers who Answered “No” on Line 4

5. If you have:
 - No qualifying children, is the amount on line 3 less than \$3,359?
 - 1 qualifying child, is the amount on line 3 less than \$5,044?
 - 2 or more qualifying children, is the amount on line 3 less than \$7,081?**Yes** Leave line 5 blank; enter the amount from line 2 on line 6.
No Look up the amount on line 3 in the EITC Table to find the credit. Be sure you use the correct column for the number of qualifying children you have. Enter the credit here. **5** _____
 Look at the amounts on line 5 and line 2, enter the **smaller** amount on line 6.

Part III – Your Earned Income Tax Credit

6. This is your California earned income tax credit.
Enter this amount on form FTB 3514, line 17. **6** _____

Line 14 – Prison inmate wages

Enter the amount included on line 13, that you received for work performed while an inmate in a penal institution.

Line 15 – Pension or annuity from a nonqualified deferred compensation plan or a nongovernmental Section 457 plan

Enter the amount included on line 13, that you received as a pension or annuity from a nonqualified deferred compensation plan or a nongovernmental Section 457 plan. This amount may be shown on Form W-2, box 11. If you received such an amount and box 11 is blank, contact your employer for the amount received as a pension or annuity.

After completing Step 5 go to Step 6.

2016 Earned Income Tax Credit Table

Caution: This is **not** a tax table. If you are married filing separately you do **not** qualify for this credit.

- To find your credit, read down the "At least - But not over" columns and find the line that includes the amount you were told to look up from your California Earned Income Tax Credit Worksheet.
- Then, go to the column that includes the number of qualifying children you have. Enter the credit from that column on your California Earned Income Tax Credit Worksheet.

If the amount you are looking up from the worksheet is . . .		And your number of qualifying children is			
At least	But Not Over	0	1	2	3
		Your credit is . . .			
\$1	\$50	2	7	9	10
51	100	5	22	26	29
101	150	8	36	43	48
151	200	11	51	60	67
201	250	15	65	77	86
251	300	18	80	94	105
301	350	21	94	111	125
351	400	24	109	128	144
401	450	28	123	145	163
451	500	31	137	162	182
501	550	34	152	179	201
551	600	37	166	196	220
601	650	41	181	213	239
651	700	44	195	230	258
701	750	47	210	247	278
751	800	50	224	264	297
801	850	54	239	281	316
851	900	57	253	298	335
901	950	60	267	315	354
951	1,000	63	282	332	373
1,001	1,050	67	296	349	392
1,051	1,100	70	311	366	411
1,101	1,150	73	325	383	431
1,151	1,200	76	340	400	450
1,201	1,250	80	354	417	469
1,251	1,300	83	369	434	488
1,301	1,350	86	383	451	507
1,351	1,400	89	398	468	526
1,401	1,450	93	412	485	545
1,451	1,500	96	426	502	564
1,501	1,550	99	441	519	584
1,551	1,600	102	455	536	603
1,601	1,650	106	470	553	622
1,651	1,700	109	484	570	641
1,701	1,750	112	499	587	660
1,751	1,800	115	513	604	679
1,801	1,850	119	528	621	698
1,851	1,900	122	542	638	717
1,901	1,950	125	556	655	737
1,951	2,000	128	571	672	756
2,001	2,050	132	585	689	775
2,051	2,100	135	600	706	794
2,101	2,150	138	614	723	813
2,151	2,200	141	629	740	832
2,201	2,250	145	643	757	851

If the amount you are looking up from the worksheet is . . .		And your number of qualifying children is			
At least	But Not Over	0	1	2	3
		Your credit is . . .			
2,251	2,300	148	658	774	870
2,301	2,350	151	672	791	890
2,351	2,400	154	687	808	909
2,401	2,450	158	701	825	928
2,451	2,500	161	715	842	947
2,501	2,550	164	730	859	966
2,551	2,600	167	744	876	985
2,601	2,650	171	759	893	1,004
2,651	2,700	174	773	910	1,023
2,701	2,750	177	788	927	1,043
2,751	2,800	180	802	944	1,062
2,801	2,850	184	817	961	1,081
2,851	2,900	187	831	978	1,100
2,901	2,950	190	845	995	1,119
2,951	3,000	193	860	1,012	1,138
3,001	3,050	197	874	1,029	1,157
3,051	3,100	200	889	1,046	1,176
3,101	3,150	203	903	1,063	1,196
3,151	3,200	206	918	1,080	1,215
3,201	3,250	210	932	1,097	1,234
3,251	3,300	213	947	1,114	1,253
3,301	3,350	216	961	1,131	1,272
3,351	3,400	217	976	1,148	1,291
3,401	3,450	214	990	1,165	1,310
3,451	3,500	211	1,004	1,182	1,329
3,501	3,550	208	1,019	1,199	1,349
3,551	3,600	204	1,033	1,216	1,368
3,601	3,650	201	1,048	1,233	1,387
3,651	3,700	198	1,062	1,250	1,406
3,701	3,750	195	1,077	1,267	1,425
3,751	3,800	191	1,091	1,284	1,444
3,801	3,850	188	1,106	1,301	1,463
3,851	3,900	185	1,120	1,318	1,482
3,901	3,950	182	1,134	1,335	1,502
3,951	4,000	178	1,149	1,352	1,521
4,001	4,050	175	1,163	1,369	1,540
4,051	4,100	172	1,178	1,386	1,559
4,101	4,150	169	1,192	1,403	1,578
4,151	4,200	165	1,207	1,420	1,597
4,201	4,250	162	1,221	1,437	1,616
4,251	4,300	159	1,236	1,454	1,635
4,301	4,350	156	1,250	1,471	1,655
4,351	4,400	152	1,265	1,488	1,674
4,401	4,450	149	1,279	1,505	1,693
4,451	4,500	146	1,293	1,522	1,712

2016 Earned Income Tax Credit Table

Caution: This is **not** a tax table. If you are married filing separately you do **not** qualify for this credit.

- To find your credit, read down the "At least - But not over" columns and find the line that includes the amount you were told to look up from your California Earned Income Tax Credit Worksheet.
- Then, go to the column that includes the number of qualifying children you have. Enter the credit from that column on your California Earned Income Tax Credit Worksheet.

If the amount you are looking up from the worksheet is . . .		And your number of qualifying children is			
At least	But Not Over	0	1	2	3
		Your credit is . . .			
4,501	4,550	143	1,308	1,539	1,731
4,551	4,600	139	1,322	1,556	1,750
4,601	4,650	136	1,337	1,573	1,769
4,651	4,700	133	1,351	1,590	1,788
4,701	4,750	130	1,366	1,607	1,808
4,751	4,800	126	1,380	1,624	1,827
4,801	4,850	123	1,395	1,641	1,846
4,851	4,900	120	1,409	1,658	1,865
4,901	4,950	117	1,423	1,675	1,884
4,951	5,000	113	1,438	1,692	1,903
5,001	5,050	110	1,452	1,709	1,922
5,051	5,100	107	1,449	1,726	1,941
5,101	5,150	104	1,434	1,743	1,961
5,151	5,200	100	1,420	1,760	1,980
5,201	5,250	97	1,405	1,777	1,999
5,251	5,300	94	1,391	1,794	2,018
5,301	5,350	91	1,376	1,811	2,037
5,351	5,400	87	1,362	1,828	2,056
5,401	5,450	84	1,347	1,845	2,075
5,451	5,500	81	1,333	1,862	2,094
5,501	5,550	78	1,319	1,879	2,114
5,551	5,600	74	1,304	1,896	2,133
5,601	5,650	71	1,290	1,913	2,152
5,651	5,700	68	1,275	1,930	2,171
5,701	5,750	65	1,261	1,947	2,190
5,751	5,800	61	1,246	1,964	2,209
5,801	5,850	58	1,232	1,981	2,228
5,851	5,900	55	1,217	1,998	2,247
5,901	5,950	52	1,203	2,015	2,267
5,951	6,000	48	1,189	2,032	2,286
6,001	6,050	45	1,174	2,049	2,305
6,051	6,100	42	1,160	2,066	2,324
6,101	6,150	39	1,145	2,083	2,343
6,151	6,200	35	1,131	2,100	2,362
6,201	6,250	32	1,116	2,117	2,381
6,251	6,300	29	1,102	2,134	2,400
6,301	6,350	26	1,087	2,151	2,420
6,351	6,400	22	1,073	2,168	2,439
6,401	6,450	19	1,058	2,185	2,458
6,451	6,500	16	1,044	2,202	2,477
6,501	6,550	13	1,030	2,219	2,496
6,551	6,600	9	1,015	2,236	2,515
6,601	6,650	6	1,001	2,253	2,534
6,651	6,700	3	986	2,270	2,553
6,701	6,750	*	972	2,287	2,573

If the amount you are looking up from the worksheet is . . .		And your number of qualifying children is			
At least	But Not Over	0	1	2	3
		Your credit is . . .			
6,751	6,800	0	957	2,304	2,592
6,801	6,850	0	943	2,321	2,611
6,851	6,900	0	928	2,338	2,630
6,901	6,950	0	914	2,355	2,649
6,951	7,000	0	900	2,372	2,668
7,001	7,050	0	885	2,389	2,687
7,051	7,100	0	871	2,406	2,706
7,101	7,150	0	856	2,392	2,691
7,151	7,200	0	842	2,375	2,672
7,201	7,250	0	827	2,358	2,653
7,251	7,300	0	813	2,341	2,634
7,301	7,350	0	798	2,324	2,615
7,351	7,400	0	784	2,307	2,596
7,401	7,450	0	769	2,290	2,577
7,451	7,500	0	755	2,273	2,558
7,501	7,550	0	741	2,256	2,538
7,551	7,600	0	726	2,239	2,519
7,601	7,650	0	712	2,222	2,500
7,651	7,700	0	697	2,205	2,481
7,701	7,750	0	683	2,188	2,462
7,751	7,800	0	668	2,171	2,443
7,801	7,850	0	654	2,154	2,424
7,851	7,900	0	639	2,137	2,405
7,901	7,950	0	625	2,120	2,385
7,951	8,000	0	611	2,103	2,366
8,001	8,050	0	596	2,086	2,347
8,051	8,100	0	582	2,069	2,328
8,101	8,150	0	567	2,052	2,309
8,151	8,200	0	553	2,035	2,290
8,201	8,250	0	538	2,018	2,271
8,251	8,300	0	524	2,001	2,252
8,301	8,350	0	509	1,984	2,232
8,351	8,400	0	495	1,967	2,213
8,401	8,450	0	480	1,950	2,194
8,451	8,500	0	466	1,933	2,175
8,501	8,550	0	452	1,916	2,156
8,551	8,600	0	437	1,899	2,137
8,601	8,650	0	423	1,882	2,118
8,651	8,700	0	408	1,865	2,099
8,701	8,750	0	394	1,848	2,079
8,751	8,800	0	379	1,831	2,060
8,801	8,850	0	365	1,814	2,041
8,851	8,900	0	350	1,797	2,022
8,901	8,950	0	336	1,780	2,003
8,951	9,000	0	322	1,763	1,984

2016 Earned Income Tax Credit Table

Caution: This is **not** a tax table. If you are married filing separately you do **not** qualify for this credit.

- To find your credit, read down the "At least - But not over" columns and find the line that includes the amount you were told to look up from your California Earned Income Tax Credit Worksheet.
- Then, go to the column that includes the number of qualifying children you have. Enter the credit from that column on your California Earned Income Tax Credit Worksheet.

If the amount you are looking up from the worksheet is . . .		And your number of qualifying children is			
At least	But Not Over	0	1	2	3
		Your credit is . . .			
9,001	9,050	0	307	1,746	1,965
9,051	9,100	0	293	1,729	1,946
9,101	9,150	0	278	1,712	1,926
9,151	9,200	0	264	1,695	1,907
9,201	9,250	0	249	1,678	1,888
9,251	9,300	0	235	1,661	1,869
9,301	9,350	0	220	1,644	1,850
9,351	9,400	0	206	1,627	1,831
9,401	9,450	0	191	1,610	1,812
9,451	9,500	0	177	1,593	1,793
9,501	9,550	0	163	1,576	1,773
9,551	9,600	0	148	1,559	1,754
9,601	9,650	0	134	1,542	1,735
9,651	9,700	0	119	1,525	1,716
9,701	9,750	0	105	1,508	1,697
9,751	9,800	0	90	1,491	1,678
9,801	9,850	0	76	1,474	1,659
9,851	9,900	0	61	1,457	1,640
9,901	9,950	0	47	1,440	1,620
9,951	10,000	0	33	1,423	1,601
10,001	10,050	0	18	1,406	1,582
10,051	10,100	0	**	1,389	1,563
10,101	10,150	0	0	1,372	1,544
10,151	10,200	0	0	1,355	1,525
10,201	10,250	0	0	1,338	1,506
10,251	10,300	0	0	1,321	1,487
10,301	10,350	0	0	1,304	1,467
10,351	10,400	0	0	1,287	1,448
10,401	10,450	0	0	1,270	1,429
10,451	10,500	0	0	1,253	1,410
10,501	10,550	0	0	1,236	1,391
10,551	10,600	0	0	1,219	1,372
10,601	10,650	0	0	1,202	1,353
10,651	10,700	0	0	1,185	1,334
10,701	10,750	0	0	1,168	1,314
10,751	10,800	0	0	1,151	1,295
10,801	10,850	0	0	1,134	1,276
10,851	10,900	0	0	1,117	1,257
10,901	10,950	0	0	1,100	1,238
10,951	11,000	0	0	1,083	1,219
11,001	11,050	0	0	1,066	1,200
11,051	11,100	0	0	1,049	1,181
11,101	11,150	0	0	1,032	1,161
11,151	11,200	0	0	1,015	1,142
11,201	11,250	0	0	998	1,123

If the amount you are looking up from the worksheet is . . .		And your number of qualifying children is			
At least	But Not Over	0	1	2	3
		Your credit is . . .			
11,251	11,300	0	0	981	1,104
11,301	11,350	0	0	964	1,085
11,351	11,400	0	0	947	1,066
11,401	11,450	0	0	930	1,047
11,451	11,500	0	0	913	1,028
11,501	11,550	0	0	896	1,008
11,551	11,600	0	0	879	989
11,601	11,650	0	0	862	970
11,651	11,700	0	0	845	951
11,701	11,750	0	0	828	932
11,751	11,800	0	0	811	913
11,801	11,850	0	0	794	894
11,851	11,900	0	0	777	875
11,901	11,950	0	0	760	855
11,951	12,000	0	0	743	836
12,001	12,050	0	0	726	817
12,051	12,100	0	0	709	798
12,101	12,150	0	0	692	779
12,151	12,200	0	0	675	760
12,201	12,250	0	0	658	741
12,251	12,300	0	0	641	722
12,301	12,350	0	0	624	702
12,351	12,400	0	0	607	683
12,401	12,450	0	0	590	664
12,451	12,500	0	0	573	645
12,501	12,550	0	0	556	626
12,551	12,600	0	0	539	607
12,601	12,650	0	0	522	588
12,651	12,700	0	0	505	569
12,701	12,750	0	0	488	549
12,751	12,800	0	0	471	530
12,801	12,850	0	0	454	511
12,851	12,900	0	0	437	492
12,901	12,950	0	0	420	473
12,951	13,000	0	0	403	454
13,001	13,050	0	0	386	435
13,051	13,100	0	0	369	416
13,101	13,150	0	0	352	396
13,151	13,200	0	0	335	377
13,201	13,250	0	0	318	358
13,251	13,300	0	0	301	339
13,301	13,350	0	0	284	320
13,351	13,400	0	0	267	301
13,401	13,450	0	0	250	282
13,451	13,500	0	0	233	263

2016 Earned Income Tax Credit Table

Caution: This is **not** a tax table. If you are married filing separately you do **not** qualify for this credit.

- To find your credit, read down the "At least - But not over" columns and find the line that includes the amount you were told to look up from your California Earned Income Tax Credit Worksheet.
- Then, go to the column that includes the number of qualifying children you have. Enter the credit from that column on your California Earned Income Tax Credit Worksheet.

If the amount you are looking up from the worksheet is . . .		And your number of qualifying children is			
At least	But Not Over	0	1	2	3
		Your credit is . . .			
13,501	13,550	0	0	216	243
13,551	13,600	0	0	199	224
13,601	13,650	0	0	182	205
13,651	13,700	0	0	165	186
13,701	13,750	0	0	148	167
13,751	13,800	0	0	131	148
13,801	13,850	0	0	114	129
13,851	13,900	0	0	97	110
13,901	13,950	0	0	80	90
13,951	14,000	0	0	63	71
14,001	14,050	0	0	46	52
14,051	14,100	0	0	29	33
14,101	14,150	0	0	12	14
14,151	14,200	0	0	***	****

* If the amount you are looking up from the worksheet is at least \$6,701 but less than \$6,718, and you have no qualifying child, your credit is \$1. If the amount you are looking up from the worksheet is \$6,718 or more, and you have no qualifying child, you cannot take the credit.

** If the amount you are looking up from the worksheet is at least \$10,051 but less than \$10,088, and you have one qualifying child, your credit is \$5. If the amount you are looking up from the worksheet is \$10,088 or more, and you have one qualifying child, you cannot take the credit.

*** If the amount you are looking up from the worksheet is at least \$14,151 but less than \$14,162, and you have two qualifying children, your credit is \$2. If the amount you are looking up from the worksheet is \$14,162 or more, and you have two qualifying children, you cannot take the credit.

**** If the amount you are looking up from the worksheet is at least \$14,151 but less than \$14,162, and you have three qualifying children, your credit is \$2. If the amount you are looking up from the worksheet is \$14,162 or more, and you have three qualifying children, you cannot take the credit.

THIS PAGE INTENTIONALLY LEFT BLANK

Visit our website:

ftb.ca.gov

2016 Instructions for Form FTB 3532

Head of Household Filing Status Schedule

References in these instructions are to the Internal Revenue Code (IRC) as of **January 1, 2015**, and to the California Revenue and Taxation Code (R&TC).

General Information

In general, for taxable years beginning on or after January 1, 2015, California law conforms to the IRC as of January 1, 2015. However, there are continuing differences between California and federal law. When California conforms to federal tax law changes, we do not always adopt all of the changes made at the federal level. For more information, go to ftb.ca.gov and search for **conformity**. Additional information can be found in FTB Pub. 1001, Supplemental Guidelines to California Adjustments, the instructions for California Schedule CA (540 or 540NR), and the Business Entity tax booklets.

The instructions provided with California tax forms are a summary of California tax law and are only intended to aid taxpayers in preparing their state income tax returns. We include information that is most useful to the greatest number of taxpayers in the limited space available. It is not possible to include all requirements of the California Revenue and Taxation Code (R&TC) in the instructions. Taxpayers should not consider the instructions as authoritative law.

For taxable years beginning on or after January 1, 2015, California requires taxpayers who use head of household (HOH) filing status to file form FTB 3532, Head of Household Filing Status Schedule to report how the HOH filing status was determined.

Attach the completed form FTB 3532, to your Form 540, California Resident Income Tax Return, Long or Short Form 540NR, California Nonresident or Part-Year Resident Income Tax Return, or Form 540 2EZ, California Income Tax Return, if you claim head of household filing status.

Registered Domestic Partners (RDPs) For purposes of California income tax, references to a spouse, husband, or wife also refer to a California registered domestic partner (RDP), unless otherwise specified. When we use the initials RDP they refer to both a California registered domestic "partner" and a California registered domestic "partnership," as applicable. For more information on RDPs, get FTB Pub. 737, Tax Information for Registered Domestic Partners.

A Purpose

Use form FTB 3532 to report how the HOH filing status was determined.

B Qualifications

You may qualify for HOH filing status if all of the following apply.

- You were unmarried and not an RDP, or met the requirements to be considered unmarried or considered not in a registered domestic partnership on the last day of the year.
- You paid more than one-half the costs of keeping up your home for the year.
- Your home was the main home for you and a qualifying person who lived with you for more than half the year.
- The qualifying person was related to you and met the requirements to be a qualifying child or qualifying relative. (For a qualifying relative see Gross Income.)
- You were entitled to a Dependent Exemption Credit for your qualifying person. However, you do not have to be entitled to a Dependent Exemption Credit for your qualifying child if you were unmarried and not an RDP, and your qualifying child was also unmarried and not an RDP.
- You were not a nonresident alien at any time during the year.
- You paid more than half the cost of a qualifying person's total support.
- Your qualifying person is a citizen or national of the United States, or a resident of the U.S., Canada, or Mexico.

If you, your spouse/RDP, or your qualifying person who lived with you was absent from your home during the year, see the definition for temporary absence in FTB Pub. 1540, California Head of Household Filing Status. If your qualifying person is your father or mother, see the definition for Parent/Stepparent (Father or Mother) in FTB Pub. 1540.

Specific Line Instructions

The law allowing HOH filing status has very specific requirements that the taxpayer must meet. Get FTB Pub. 1540 for more information.

Part I – Marital Status

Line 1

To qualify for HOH filing status, you must be either unmarried or considered unmarried on the last day of the year. You are considered unmarried on the last day of the year if you meet all of the following tests.

Considered Unmarried or Considered Not in a Registered Domestic Partnership

If you were married or an RDP as of the last day of the tax year or if your spouse/RDP died during the tax year, you may be considered unmarried or considered not in a registered domestic partnership for head of household purposes if you meet all of the following requirements:

- Your spouse/RDP did not live in your home at any time during the last six months of the year (see Temporary Absence in FTB Pub. 1540).
 - Your qualifying person is your birth child, stepchild, adopted child, or eligible foster child.
 - You paid more than one-half the cost of keeping up your home for the year.
 - Your home was the main home for you and your birth child, stepchild, adopted child, or eligible foster child for more than half the year.
 - You must be entitled to claim a Dependent Exemption Credit for your child; that is, your child must meet the requirements to be either a qualifying child or qualifying relative and meet the joint return and citizenship tests. You cannot claim a Dependent Exemption Credit for your child if you could be claimed as a dependent by another taxpayer. You can still meet this requirement if the only reason you cannot claim a Dependent Exemption Credit for your child is because either of the following applies, as provided in a decree of divorce, legal separation, or termination of registered domestic partnership, or a written separation agreement that applies to the tax year at issue:
 - The noncustodial parent is entitled to the Dependent Exemption Credit for the child.
 - The custodial parent signed a written statement that he or she will not claim the Dependent Exemption Credit for the child. (The custodial parent may sign federal Form 8332, Release of Claim to Exemption for Child of Divorced or Separated Parents, or a similar statement. The custodial parent can revoke their federal Form 8332 or similar statement by providing written notice to the other parent.) The noncustodial parent must attach a copy of the statement to his or her income tax return.
- If either of the above provisions was contained in a pre-1985 decree or agreement, the noncustodial parent must have provided more than \$600 in support for the child during the year.

Part II – Qualifying Person

Line 2

For the purposes of HOH filing status, you must have a qualifying person who is related to you to qualify for head of household filing status. Your qualifying person must meet the requirements to be either a qualifying child or qualifying relative. You must also pay more than half the cost of keeping up your home in which you and the qualifying child or qualifying relative lived for more than half the year. You may not claim yourself, or your spouse/RDP as your qualifying person.

Part III – Qualifying Person Information

Line 3

Enter the qualifying person's name.

Enter the qualifying person's SSN. Verify that the name and SSN match the qualifying person's social security card to avoid disallowance of your HOH filing status. If the person was born in, and later died in, 2016, and does not have a SSN, enter "Died" and attach a copy of the person's birth and death certificates.

Enter the qualifying person's date of birth (mm/dd/yyyy) in the space provided. Incomplete information could result in a disallowance of your HOH filing status.

Your qualifying child must be under 19 years of age or a full-time student under 24 years of age. The person also meets the age test if he or she is permanently and totally disabled at any time during the calendar year. (If the person does not meet the age test to be a qualifying child, he or she may meet the requirements to be a qualifying relative).

Line 4

Gross Income

Your qualifying relative's gross income must be less than the federal exemption amount for the year in question. Generally, gross income for head of household purposes only includes income that is taxable for federal income tax purposes. It does not include nontaxable income such as welfare benefits or the nontaxable portion of social security benefits.

If your qualifying relative was married or an RDP, you must consider the qualifying relative's community interest in the spouse's/RDP's income in applying the gross income test. For the federal allowable exemption amount, see the federal instruction booklet for that particular tax year. For more information, go to irs.gov and search for **17** to find Publication 17, Your Federal Income Tax For Individuals.

Line 5

More Than Half the Year

Just because someone lived with you for six months does not mean that the person lived with you for more than half the year. A year has 365 days, and more than half the year is 183 days. (A leap year has 366 days, and more than half a leap year is 184 days.)

To determine how many days your home was your qualifying person's main home follow these guidelines:

- If you were not married and not an RDP at any time during the year, count all of the days that your qualifying person lived with you in your home.
- If you were married or an RDP at any time during the year and received a final decree of divorce, legal separation or your registered domestic partnership was legally terminated by the last day of the year, add together:
 - Half the number of days that you, your spouse/RDP, and your qualifying person lived together in your home.
 - All of the days that you and your qualifying person lived together in your home without your spouse/RDP (ex-spouse/ex-RDP).
- If you were married or an RDP as of the last day of the year, and you did not live with your spouse/RDP at any time during the last six months of the year, add together:
 - Half the number of days that you, your spouse/RDP, and your qualifying person lived together in your home.
 - All of the days that you and your qualifying person lived together in your home without your spouse/RDP.
- If you were married or an RDP as of the last day of the year, and you lived with your spouse/RDP at any time during the last six months of the year, you cannot qualify for the head of household filing status.

When calculating the above, you may include days when your qualifying person was temporarily absent from your home. Temporary absences include vacations, illness, business, school, or military service.

2016 California Tax Table

To Find Your Tax:

- Read down the column labeled "If Your Taxable Income Is ..." to find the range that includes your taxable income from Form 540NR, line 19.
- Read across the columns labeled "The Tax For Filing Status" until you find the tax that applies for your taxable income and filing status.

Filing status: 1 or 3 (Single; Married/RDP Filing Separately)			2 or 5 (Married/RDP Filing Jointly; Qualifying Widow(er))			4 (Head of Household)								
If Your Taxable Income Is ...		The Tax For Filing Status			If Your Taxable Income Is ...		The Tax For Filing Status			If Your Taxable Income Is ...		The Tax For Filing Status		
At Least	But Not Over	1 Or 3 Is	2 Or 5 Is	4 Is	At Least	But Not Over	1 Or 3 Is	2 Or 5 Is	4 Is	At Least	But Not Over	1 Or 3 Is	2 Or 5 Is	4 Is
\$1	\$50	\$0	\$0	\$0	6,451	6,550	65	65	65	12,951	13,050	180	130	130
51	150	1	1	1	6,551	6,650	66	66	66	13,051	13,150	182	131	131
151	250	2	2	2	6,651	6,750	67	67	67	13,151	13,250	184	132	132
251	350	3	3	3	6,751	6,850	68	68	68	13,251	13,350	186	133	133
351	450	4	4	4	6,851	6,950	69	69	69	13,351	13,450	188	134	134
451	550	5	5	5	6,951	7,050	70	70	70	13,451	13,550	190	135	135
551	650	6	6	6	7,051	7,150	71	71	71	13,551	13,650	192	136	136
651	750	7	7	7	7,151	7,250	72	72	72	13,651	13,750	194	137	137
751	850	8	8	8	7,251	7,350	73	73	73	13,751	13,850	196	138	138
851	950	9	9	9	7,351	7,450	74	74	74	13,851	13,950	198	139	139
951	1,050	10	10	10	7,451	7,550	75	75	75	13,951	14,050	200	140	140
1,051	1,150	11	11	11	7,551	7,650	76	76	76	14,051	14,150	202	141	141
1,151	1,250	12	12	12	7,651	7,750	77	77	77	14,151	14,250	204	142	142
1,251	1,350	13	13	13	7,751	7,850	78	78	78	14,251	14,350	206	143	143
1,351	1,450	14	14	14	7,851	7,950	79	79	79	14,351	14,450	208	144	144
1,451	1,550	15	15	15	7,951	8,050	80	80	80	14,451	14,550	210	145	145
1,551	1,650	16	16	16	8,051	8,150	82	81	81	14,551	14,650	212	146	146
1,651	1,750	17	17	17	8,151	8,250	84	82	82	14,651	14,750	214	147	147
1,751	1,850	18	18	18	8,251	8,350	86	83	83	14,751	14,850	216	148	148
1,851	1,950	19	19	19	8,351	8,450	88	84	84	14,851	14,950	218	149	149
1,951	2,050	20	20	20	8,451	8,550	90	85	85	14,951	15,050	220	150	150
2,051	2,150	21	21	21	8,551	8,650	92	86	86	15,051	15,150	222	151	151
2,151	2,250	22	22	22	8,651	8,750	94	87	87	15,151	15,250	224	152	152
2,251	2,350	23	23	23	8,751	8,850	96	88	88	15,251	15,350	226	153	153
2,351	2,450	24	24	24	8,851	8,950	98	89	89	15,351	15,450	228	154	154
2,451	2,550	25	25	25	8,951	9,050	100	90	90	15,451	15,550	230	155	155
2,551	2,650	26	26	26	9,051	9,150	102	91	91	15,551	15,650	232	156	156
2,651	2,750	27	27	27	9,151	9,250	104	92	92	15,651	15,750	234	157	157
2,751	2,850	28	28	28	9,251	9,350	106	93	93	15,751	15,850	236	158	158
2,851	2,950	29	29	29	9,351	9,450	108	94	94	15,851	15,950	238	159	159
2,951	3,050	30	30	30	9,451	9,550	110	95	95	15,951	16,050	240	160	160
3,051	3,150	31	31	31	9,551	9,650	112	96	96	16,051	16,150	242	162	162
3,151	3,250	32	32	32	9,651	9,750	114	97	97	16,151	16,250	244	164	164
3,251	3,350	33	33	33	9,751	9,850	116	98	98	16,251	16,350	246	166	166
3,351	3,450	34	34	34	9,851	9,950	118	99	99	16,351	16,450	248	168	168
3,451	3,550	35	35	35	9,951	10,050	120	100	100	16,451	16,550	250	170	170
3,551	3,650	36	36	36	10,051	10,150	122	101	101	16,551	16,650	252	172	172
3,651	3,750	37	37	37	10,151	10,250	124	102	102	16,651	16,750	254	174	174
3,751	3,850	38	38	38	10,251	10,350	126	103	103	16,751	16,850	256	176	176
3,851	3,950	39	39	39	10,351	10,450	128	104	104	16,851	16,950	258	178	178
3,951	4,050	40	40	40	10,451	10,550	130	105	105	16,951	17,050	260	180	180
4,051	4,150	41	41	41	10,551	10,650	132	106	106	17,051	17,150	262	182	182
4,151	4,250	42	42	42	10,651	10,750	134	107	107	17,151	17,250	264	184	184
4,251	4,350	43	43	43	10,751	10,850	136	108	108	17,251	17,350	266	186	186
4,351	4,450	44	44	44	10,851	10,950	138	109	109	17,351	17,450	268	188	188
4,451	4,550	45	45	45	10,951	11,050	140	110	110	17,451	17,550	270	190	190
4,551	4,650	46	46	46	11,051	11,150	142	111	111	17,551	17,650	272	192	192
4,651	4,750	47	47	47	11,151	11,250	144	112	112	17,651	17,750	274	194	194
4,751	4,850	48	48	48	11,251	11,350	146	113	113	17,751	17,850	276	196	196
4,851	4,950	49	49	49	11,351	11,450	148	114	114	17,851	17,950	278	198	198
4,951	5,050	50	50	50	11,451	11,550	150	115	115	17,951	18,050	280	200	200
5,051	5,150	51	51	51	11,551	11,650	152	116	116	18,051	18,150	282	202	202
5,151	5,250	52	52	52	11,651	11,750	154	117	117	18,151	18,250	284	204	204
5,251	5,350	53	53	53	11,751	11,850	156	118	118	18,251	18,350	286	206	206
5,351	5,450	54	54	54	11,851	11,950	158	119	119	18,351	18,450	288	208	208
5,451	5,550	55	55	55	11,951	12,050	160	120	120	18,451	18,550	290	210	210
5,551	5,650	56	56	56	12,051	12,150	162	121	121	18,551	18,650	292	212	212
5,651	5,750	57	57	57	12,151	12,250	164	122	122	18,651	18,750	294	214	214
5,751	5,850	58	58	58	12,251	12,350	166	123	123	18,751	18,850	296	216	216
5,851	5,950	59	59	59	12,351	12,450	168	124	124	18,851	18,950	298	218	218
5,951	6,050	60	60	60	12,451	12,550	170	125	125	18,951	19,050	300	220	220
6,051	6,150	61	61	61	12,551	12,650	172	126	126	19,051	19,150	304	222	222
6,151	6,250	62	62	62	12,651	12,750	174	127	127	19,151	19,250	308	224	224
6,251	6,350	63	63	63	12,751	12,850	176	128	128	19,251	19,350	312	226	226
6,351	6,450	64	64	64	12,851	12,950	178	129	129	19,351	19,450	316	228	228

Continued on next page.

2016 California Tax Table – Continued

Filing status: 1 or 3 (Single; Married/RDP Filing Separately)		2 or 5 (Married/RDP Filing Jointly; Qualifying Widow(er))					4 (Head of Household)							
If Your Taxable Income Is ...		The Tax For Filing Status			If Your Taxable Income Is ...		The Tax For Filing Status			If Your Taxable Income Is ...		The Tax For Filing Status		
At Least	But Not Over	1 Or 3 Is	2 Or 5 Is	4 Is	At Least	But Not Over	1 Or 3 Is	2 Or 5 Is	4 Is	At Least	But Not Over	1 Or 3 Is	2 Or 5 Is	4 Is
19,451	19,550	320	230	230	26,451	26,550	600	370	370	33,451	33,550	950	510	510
19,551	19,650	324	232	232	26,551	26,650	604	372	372	33,551	33,650	956	512	512
19,651	19,750	328	234	234	26,651	26,750	608	374	374	33,651	33,750	962	514	514
19,751	19,850	332	236	236	26,751	26,850	612	376	376	33,751	33,850	968	516	516
19,851	19,950	336	238	238	26,851	26,950	616	378	378	33,851	33,950	974	518	518
19,951	20,050	340	240	240	26,951	27,050	620	380	380	33,951	34,050	980	520	520
20,051	20,150	344	242	242	27,051	27,150	624	382	382	34,051	34,150	986	522	522
20,151	20,250	348	244	244	27,151	27,250	628	384	384	34,151	34,250	992	524	524
20,251	20,350	352	246	246	27,251	27,350	632	386	386	34,251	34,350	998	526	526
20,351	20,450	356	248	248	27,351	27,450	636	388	388	34,351	34,450	1,004	528	528
20,451	20,550	360	250	250	27,451	27,550	640	390	390	34,451	34,550	1,010	530	530
20,551	20,650	364	252	252	27,551	27,650	644	392	392	34,551	34,650	1,016	532	532
20,651	20,750	368	254	254	27,651	27,750	648	394	394	34,651	34,750	1,022	534	534
20,751	20,850	372	256	256	27,751	27,850	652	396	396	34,751	34,850	1,028	536	536
20,851	20,950	376	258	258	27,851	27,950	656	398	398	34,851	34,950	1,034	538	538
20,951	21,050	380	260	260	27,951	28,050	660	400	400	34,951	35,050	1,040	540	540
21,051	21,150	384	262	262	28,051	28,150	664	402	402	35,051	35,150	1,046	542	542
21,151	21,250	388	264	264	28,151	28,250	668	404	404	35,151	35,250	1,052	544	544
21,251	21,350	392	266	266	28,251	28,350	672	406	406	35,251	35,350	1,058	546	546
21,351	21,450	396	268	268	28,351	28,450	676	408	408	35,351	35,450	1,064	548	548
21,451	21,550	400	270	270	28,451	28,550	680	410	410	35,451	35,550	1,070	550	550
21,551	21,650	404	272	272	28,551	28,650	684	412	412	35,551	35,650	1,076	552	552
21,651	21,750	408	274	274	28,651	28,750	688	414	414	35,651	35,750	1,082	554	554
21,751	21,850	412	276	276	28,751	28,850	692	416	416	35,751	35,850	1,088	556	556
21,851	21,950	416	278	278	28,851	28,950	696	418	418	35,851	35,950	1,094	558	558
21,951	22,050	420	280	280	28,951	29,050	700	420	420	35,951	36,050	1,100	560	560
22,051	22,150	424	282	282	29,051	29,150	704	422	422	36,051	36,150	1,106	562	562
22,151	22,250	428	284	284	29,151	29,250	708	424	424	36,151	36,250	1,112	564	564
22,251	22,350	432	286	286	29,251	29,350	712	426	426	36,251	36,350	1,118	566	566
22,351	22,450	436	288	288	29,351	29,450	716	428	428	36,351	36,450	1,124	568	568
22,451	22,550	440	290	290	29,451	29,550	720	430	430	36,451	36,550	1,130	570	570
22,551	22,650	444	292	292	29,551	29,650	724	432	432	36,551	36,650	1,136	572	572
22,651	22,750	448	294	294	29,651	29,750	728	434	434	36,651	36,750	1,142	574	574
22,751	22,850	452	296	296	29,751	29,850	732	436	436	36,751	36,850	1,148	576	576
22,851	22,950	456	298	298	29,851	29,950	736	438	438	36,851	36,950	1,154	578	578
22,951	23,050	460	300	300	29,951	30,050	740	440	440	36,951	37,050	1,160	580	580
23,051	23,150	464	302	302	30,051	30,150	746	442	442	37,051	37,150	1,166	582	582
23,151	23,250	468	304	304	30,151	30,250	752	444	444	37,151	37,250	1,172	584	584
23,251	23,350	472	306	306	30,251	30,350	758	446	446	37,251	37,350	1,178	586	586
23,351	23,450	476	308	308	30,351	30,450	764	448	448	37,351	37,450	1,184	588	588
23,451	23,550	480	310	310	30,451	30,550	770	450	450	37,451	37,550	1,190	590	590
23,551	23,650	484	312	312	30,551	30,650	776	452	452	37,551	37,650	1,196	592	592
23,651	23,750	488	314	314	30,651	30,750	782	454	454	37,651	37,750	1,202	594	594
23,751	23,850	492	316	316	30,751	30,850	788	456	456	37,751	37,850	1,208	596	596
23,851	23,950	496	318	318	30,851	30,950	794	458	458	37,851	37,950	1,214	598	598
23,951	24,050	500	320	320	30,951	31,050	800	460	460	37,951	38,050	1,220	600	600
24,051	24,150	504	322	322	31,051	31,150	806	462	462	38,051	38,150	1,226	604	604
24,151	24,250	508	324	324	31,151	31,250	812	464	464	38,151	38,250	1,232	608	608
24,251	24,350	512	326	326	31,251	31,350	818	466	466	38,251	38,350	1,238	612	612
24,351	24,450	516	328	328	31,351	31,450	824	468	468	38,351	38,450	1,244	616	616
24,451	24,550	520	330	330	31,451	31,550	830	470	470	38,451	38,550	1,250	620	620
24,551	24,650	524	332	332	31,551	31,650	836	472	472	38,551	38,650	1,256	624	624
24,651	24,750	528	334	334	31,651	31,750	842	474	474	38,651	38,750	1,262	628	628
24,751	24,850	532	336	336	31,751	31,850	848	476	476	38,751	38,850	1,268	632	632
24,851	24,950	536	338	338	31,851	31,950	854	478	478	38,851	38,950	1,274	636	636
24,951	25,050	540	340	340	31,951	32,050	860	480	480	38,951	39,050	1,280	640	640
25,051	25,150	544	342	342	32,051	32,150	866	482	482	39,051	39,150	1,286	644	644
25,151	25,250	548	344	344	32,151	32,250	872	484	484	39,151	39,250	1,292	648	648
25,251	25,350	552	346	346	32,251	32,350	878	486	486	39,251	39,350	1,298	652	652
25,351	25,450	556	348	348	32,351	32,450	884	488	488	39,351	39,450	1,304	656	656
25,451	25,550	560	350	350	32,451	32,550	890	490	490	39,451	39,550	1,310	660	660
25,551	25,650	564	352	352	32,551	32,650	896	492	492	39,551	39,650	1,316	664	664
25,651	25,750	568	354	354	32,651	32,750	902	494	494	39,651	39,750	1,322	668	668
25,751	25,850	572	356	356	32,751	32,850	908	496	496	39,751	39,850	1,328	672	672
25,851	25,950	576	358	358	32,851	32,950	914	498	498	39,851	39,950	1,334	676	676
25,951	26,050	580	360	360	32,951	33,050	920	500	500	39,951	40,050	1,340	680	680
26,051	26,150	584	362	362	33,051	33,150	926	502	502	40,051	40,150	1,346	684	684
26,151	26,250	588	364	364	33,151	33,250	932	504	504	40,151	40,250	1,352	688	688
26,251	26,350	592	366	366	33,251	33,350	938	506	506	40,251	40,350	1,358	692	692
26,351	26,450	596	368	368	33,351	33,450	944	508	508	40,351	40,450	1,364	696	696

Continued on next page.

2016 California Tax Table – Continued

Filing status: 1 or 3 (Single; Married/RDP Filing Separately)		2 or 5 (Married/RDP Filing Jointly; Qualifying Widow(er))					4 (Head of Household)							
If Your Taxable Income Is ...		The Tax For Filing Status			If Your Taxable Income Is ...		The Tax For Filing Status			If Your Taxable Income Is ...		The Tax For Filing Status		
At Least	But Not Over	1 Or 3 Is	2 Or 5 Is	4 Is	At Least	But Not Over	1 Or 3 Is	2 Or 5 Is	4 Is	At Least	But Not Over	1 Or 3 Is	2 Or 5 Is	4 Is
40,451	40,550	1,370	700	700	47,451	47,550	1,907	980	980	54,451	54,550	2,492	1,260	1,370
40,551	40,650	1,376	704	704	47,551	47,650	1,915	984	984	54,551	54,650	2,501	1,264	1,376
40,651	40,750	1,382	708	708	47,651	47,750	1,923	988	988	54,651	54,750	2,511	1,268	1,382
40,751	40,850	1,388	712	712	47,751	47,850	1,931	992	992	54,751	54,850	2,520	1,272	1,388
40,851	40,950	1,394	716	716	47,851	47,950	1,939	996	996	54,851	54,950	2,529	1,276	1,394
40,951	41,050	1,400	720	720	47,951	48,050	1,947	1,000	1,000	54,951	55,050	2,539	1,280	1,400
41,051	41,150	1,406	724	724	48,051	48,150	1,955	1,004	1,004	55,051	55,150	2,548	1,284	1,406
41,151	41,250	1,412	728	728	48,151	48,250	1,963	1,008	1,008	55,151	55,250	2,557	1,288	1,412
41,251	41,350	1,418	732	732	48,251	48,350	1,971	1,012	1,012	55,251	55,350	2,566	1,292	1,418
41,351	41,450	1,424	736	736	48,351	48,450	1,979	1,016	1,016	55,351	55,450	2,576	1,296	1,424
41,451	41,550	1,430	740	740	48,451	48,550	1,987	1,020	1,020	55,451	55,550	2,585	1,300	1,430
41,551	41,650	1,436	744	744	48,551	48,650	1,995	1,024	1,024	55,551	55,650	2,594	1,304	1,436
41,651	41,750	1,443	748	748	48,651	48,750	2,003	1,028	1,028	55,651	55,750	2,604	1,308	1,442
41,751	41,850	1,451	752	752	48,751	48,850	2,011	1,032	1,032	55,751	55,850	2,613	1,312	1,448
41,851	41,950	1,459	756	756	48,851	48,950	2,019	1,036	1,036	55,851	55,950	2,622	1,316	1,454
41,951	42,050	1,467	760	760	48,951	49,050	2,027	1,040	1,040	55,951	56,050	2,632	1,320	1,460
42,051	42,150	1,475	764	764	49,051	49,150	2,035	1,044	1,046	56,051	56,150	2,641	1,324	1,466
42,151	42,250	1,483	768	768	49,151	49,250	2,043	1,048	1,052	56,151	56,250	2,650	1,328	1,472
42,251	42,350	1,491	772	772	49,251	49,350	2,051	1,052	1,058	56,251	56,350	2,659	1,332	1,478
42,351	42,450	1,499	776	776	49,351	49,450	2,059	1,056	1,064	56,351	56,450	2,669	1,336	1,484
42,451	42,550	1,507	780	780	49,451	49,550	2,067	1,060	1,070	56,451	56,550	2,678	1,340	1,490
42,551	42,650	1,515	784	784	49,551	49,650	2,075	1,064	1,076	56,551	56,650	2,687	1,344	1,496
42,651	42,750	1,523	788	788	49,651	49,750	2,083	1,068	1,082	56,651	56,750	2,697	1,348	1,502
42,751	42,850	1,531	792	792	49,751	49,850	2,091	1,072	1,088	56,751	56,850	2,706	1,352	1,508
42,851	42,950	1,539	796	796	49,851	49,950	2,099	1,076	1,094	56,851	56,950	2,715	1,356	1,514
42,951	43,050	1,547	800	800	49,951	50,050	2,107	1,080	1,100	56,951	57,050	2,725	1,360	1,520
43,051	43,150	1,555	804	804	50,051	50,150	2,115	1,084	1,106	57,051	57,150	2,734	1,364	1,526
43,151	43,250	1,563	808	808	50,151	50,250	2,123	1,088	1,112	57,151	57,250	2,743	1,368	1,532
43,251	43,350	1,571	812	812	50,251	50,350	2,131	1,092	1,118	57,251	57,350	2,752	1,372	1,538
43,351	43,450	1,579	816	816	50,351	50,450	2,139	1,096	1,124	57,351	57,450	2,762	1,376	1,544
43,451	43,550	1,587	820	820	50,451	50,550	2,147	1,100	1,130	57,451	57,550	2,771	1,380	1,550
43,551	43,650	1,595	824	824	50,551	50,650	2,155	1,104	1,136	57,551	57,650	2,780	1,384	1,556
43,651	43,750	1,603	828	828	50,651	50,750	2,163	1,108	1,142	57,651	57,750	2,790	1,388	1,562
43,751	43,850	1,611	832	832	50,751	50,850	2,171	1,112	1,148	57,751	57,850	2,799	1,392	1,568
43,851	43,950	1,619	836	836	50,851	50,950	2,179	1,116	1,154	57,851	57,950	2,808	1,396	1,574
43,951	44,050	1,627	840	840	50,951	51,050	2,187	1,120	1,160	57,951	58,050	2,818	1,400	1,580
44,051	44,150	1,635	844	844	51,051	51,150	2,195	1,124	1,166	58,051	58,150	2,827	1,404	1,586
44,151	44,250	1,643	848	848	51,151	51,250	2,203	1,128	1,172	58,151	58,250	2,836	1,408	1,592
44,251	44,350	1,651	852	852	51,251	51,350	2,211	1,132	1,178	58,251	58,350	2,845	1,412	1,598
44,351	44,450	1,659	856	856	51,351	51,450	2,219	1,136	1,184	58,351	58,450	2,855	1,416	1,604
44,451	44,550	1,667	860	860	51,451	51,550	2,227	1,140	1,190	58,451	58,550	2,864	1,420	1,610
44,551	44,650	1,675	864	864	51,551	51,650	2,235	1,144	1,196	58,551	58,650	2,873	1,424	1,616
44,651	44,750	1,683	868	868	51,651	51,750	2,243	1,148	1,202	58,651	58,750	2,883	1,428	1,622
44,751	44,850	1,691	872	872	51,751	51,850	2,251	1,152	1,208	58,751	58,850	2,892	1,432	1,628
44,851	44,950	1,699	876	876	51,851	51,950	2,259	1,156	1,214	58,851	58,950	2,901	1,436	1,634
44,951	45,050	1,707	880	880	51,951	52,050	2,267	1,160	1,220	58,951	59,050	2,911	1,440	1,640
45,051	45,150	1,715	884	884	52,051	52,150	2,275	1,164	1,226	59,051	59,150	2,920	1,444	1,646
45,151	45,250	1,723	888	888	52,151	52,250	2,283	1,168	1,232	59,151	59,250	2,929	1,448	1,652
45,251	45,350	1,731	892	892	52,251	52,350	2,291	1,172	1,238	59,251	59,350	2,938	1,452	1,658
45,351	45,450	1,739	896	896	52,351	52,450	2,299	1,176	1,244	59,351	59,450	2,948	1,456	1,664
45,451	45,550	1,747	900	900	52,451	52,550	2,307	1,180	1,250	59,451	59,550	2,957	1,460	1,670
45,551	45,650	1,755	904	904	52,551	52,650	2,315	1,184	1,256	59,551	59,650	2,966	1,464	1,676
45,651	45,750	1,763	908	908	52,651	52,750	2,323	1,188	1,262	59,651	59,750	2,976	1,468	1,682
45,751	45,850	1,771	912	912	52,751	52,850	2,331	1,192	1,268	59,751	59,850	2,985	1,472	1,688
45,851	45,950	1,779	916	916	52,851	52,950	2,339	1,196	1,274	59,851	59,950	2,994	1,476	1,694
45,951	46,050	1,787	920	920	52,951	53,050	2,353	1,200	1,280	59,951	60,050	3,004	1,480	1,700
46,051	46,150	1,795	924	924	53,051	53,150	2,362	1,204	1,286	60,051	60,150	3,013	1,484	1,706
46,151	46,250	1,803	928	928	53,151	53,250	2,371	1,208	1,292	60,151	60,250	3,022	1,492	1,712
46,251	46,350	1,811	932	932	53,251	53,350	2,380	1,212	1,298	60,251	60,350	3,031	1,498	1,718
46,351	46,450	1,819	936	936	53,351	53,450	2,390	1,216	1,304	60,351	60,450	3,041	1,504	1,724
46,451	46,550	1,827	940	940	53,451	53,550	2,399	1,220	1,310	60,451	60,550	3,050	1,510	1,730
46,551	46,650	1,835	944	944	53,551	53,650	2,408	1,224	1,316	60,551	60,650	3,059	1,516	1,736
46,651	46,750	1,843	948	948	53,651	53,750	2,418	1,228	1,322	60,651	60,750	3,069	1,522	1,743
46,751	46,850	1,851	952	952	53,751	53,850	2,427	1,232	1,328	60,751	60,850	3,078	1,528	1,751
46,851	46,950	1,859	956	956	53,851	53,950	2,436	1,236	1,334	60,851	60,950	3,087	1,534	1,759
46,951	47,050	1,867	960	960	53,951	54,050	2,446	1,240	1,340	60,951	61,050	3,097	1,540	1,767
47,051	47,150	1,875	964	964	54,051	54,150	2,455	1,244	1,346	61,051	61,150	3,106	1,546	1,775
47,151	47,250	1,883	968	968	54,151	54,250	2,464	1,248	1,352	61,151	61,250	3,115	1,552	1,783
47,251	47,350	1,891	972	972	54,251	54,350	2,473	1,252	1,358	61,251	61,350	3,124	1,558	1,791
47,351	47,450	1,899	976	976	54,351	54,450	2,483	1,256	1,364	61,351	61,450	3,134	1,564	1,799

Continued on next page.

2016 California Tax Table – Continued

Filing status: 1 or 3 (Single; Married/RDP Filing Separately)		2 or 5 (Married/RDP Filing Jointly; Qualifying Widow(er))					4 (Head of Household)							
If Your Taxable Income Is ...		The Tax For Filing Status			If Your Taxable Income Is ...		The Tax For Filing Status			If Your Taxable Income Is ...		The Tax For Filing Status		
At Least	But Not Over	1 Or 3 Is	2 Or 5 Is	4 Is	At Least	But Not Over	1 Or 3 Is	2 Or 5 Is	4 Is	At Least	But Not Over	1 Or 3 Is	2 Or 5 Is	4 Is
61,451	61,550	3,143	1,570	1,807	68,451	68,550	3,794	1,990	2,367	75,451	75,550	4,445	2,410	2,978
61,551	61,650	3,152	1,576	1,815	68,551	68,650	3,803	1,996	2,375	75,551	75,650	4,454	2,416	2,987
61,651	61,750	3,162	1,582	1,823	68,651	68,750	3,813	2,002	2,383	75,651	75,750	4,464	2,422	2,996
61,751	61,850	3,171	1,588	1,831	68,751	68,850	3,822	2,008	2,391	75,751	75,850	4,473	2,428	3,006
61,851	61,950	3,180	1,594	1,839	68,851	68,950	3,831	2,014	2,399	75,851	75,950	4,482	2,434	3,015
61,951	62,050	3,190	1,600	1,847	68,951	69,050	3,841	2,020	2,407	75,951	76,050	4,492	2,440	3,024
62,051	62,150	3,199	1,606	1,855	69,051	69,150	3,850	2,026	2,415	76,051	76,150	4,501	2,446	3,033
62,151	62,250	3,208	1,612	1,863	69,151	69,250	3,859	2,032	2,423	76,151	76,250	4,510	2,452	3,043
62,251	62,350	3,217	1,618	1,871	69,251	69,350	3,868	2,038	2,431	76,251	76,350	4,519	2,458	3,052
62,351	62,450	3,227	1,624	1,879	69,351	69,450	3,878	2,044	2,439	76,351	76,450	4,529	2,464	3,061
62,451	62,550	3,236	1,630	1,887	69,451	69,550	3,887	2,050	2,447	76,451	76,550	4,538	2,470	3,071
62,551	62,650	3,245	1,636	1,895	69,551	69,650	3,896	2,056	2,455	76,551	76,650	4,547	2,476	3,080
62,651	62,750	3,255	1,642	1,903	69,651	69,750	3,906	2,062	2,463	76,651	76,750	4,557	2,482	3,089
62,751	62,850	3,264	1,648	1,911	69,751	69,850	3,915	2,068	2,471	76,751	76,850	4,566	2,488	3,099
62,851	62,950	3,273	1,654	1,919	69,851	69,950	3,924	2,074	2,479	76,851	76,950	4,575	2,494	3,108
62,951	63,050	3,283	1,660	1,927	69,951	70,050	3,934	2,080	2,487	76,951	77,050	4,585	2,500	3,117
63,051	63,150	3,292	1,666	1,935	70,051	70,150	3,943	2,086	2,495	77,051	77,150	4,594	2,506	3,126
63,151	63,250	3,301	1,672	1,943	70,151	70,250	3,952	2,092	2,503	77,151	77,250	4,603	2,512	3,136
63,251	63,350	3,310	1,678	1,951	70,251	70,350	3,961	2,098	2,511	77,251	77,350	4,612	2,518	3,145
63,351	63,450	3,320	1,684	1,959	70,351	70,450	3,971	2,104	2,519	77,351	77,450	4,622	2,524	3,154
63,451	63,550	3,329	1,690	1,967	70,451	70,550	3,980	2,110	2,527	77,451	77,550	4,631	2,530	3,164
63,551	63,650	3,338	1,696	1,975	70,551	70,650	3,989	2,116	2,535	77,551	77,650	4,640	2,536	3,173
63,651	63,750	3,348	1,702	1,983	70,651	70,750	3,999	2,122	2,543	77,651	77,750	4,650	2,542	3,182
63,751	63,850	3,357	1,708	1,991	70,751	70,850	4,008	2,128	2,551	77,751	77,850	4,659	2,548	3,192
63,851	63,950	3,366	1,714	1,999	70,851	70,950	4,017	2,134	2,559	77,851	77,950	4,668	2,554	3,201
63,951	64,050	3,376	1,720	2,007	70,951	71,050	4,027	2,140	2,567	77,951	78,050	4,678	2,560	3,210
64,051	64,150	3,385	1,726	2,015	71,051	71,150	4,036	2,146	2,575	78,051	78,150	4,687	2,566	3,219
64,151	64,250	3,394	1,732	2,023	71,151	71,250	4,045	2,152	2,583	78,151	78,250	4,696	2,572	3,229
64,251	64,350	3,403	1,738	2,031	71,251	71,350	4,054	2,158	2,591	78,251	78,350	4,705	2,578	3,238
64,351	64,450	3,413	1,744	2,039	71,351	71,450	4,064	2,164	2,599	78,351	78,450	4,715	2,584	3,247
64,451	64,550	3,422	1,750	2,047	71,451	71,550	4,073	2,170	2,607	78,451	78,550	4,724	2,590	3,257
64,551	64,650	3,431	1,756	2,055	71,551	71,650	4,082	2,176	2,615	78,551	78,650	4,733	2,596	3,266
64,651	64,750	3,441	1,762	2,063	71,651	71,750	4,092	2,182	2,624	78,651	78,750	4,743	2,602	3,275
64,751	64,850	3,450	1,768	2,071	71,751	71,850	4,101	2,188	2,634	78,751	78,850	4,752	2,608	3,285
64,851	64,950	3,459	1,774	2,079	71,851	71,950	4,110	2,194	2,643	78,851	78,950	4,761	2,614	3,294
64,951	65,050	3,469	1,780	2,087	71,951	72,050	4,120	2,200	2,652	78,951	79,050	4,771	2,620	3,303
65,051	65,150	3,478	1,786	2,095	72,051	72,150	4,129	2,206	2,661	79,051	79,150	4,780	2,626	3,312
65,151	65,250	3,487	1,792	2,103	72,151	72,250	4,138	2,212	2,671	79,151	79,250	4,789	2,632	3,322
65,251	65,350	3,496	1,798	2,111	72,251	72,350	4,147	2,218	2,680	79,251	79,350	4,798	2,638	3,331
65,351	65,450	3,506	1,804	2,119	72,351	72,450	4,157	2,224	2,689	79,351	79,450	4,808	2,644	3,340
65,451	65,550	3,515	1,810	2,127	72,451	72,550	4,166	2,230	2,699	79,451	79,550	4,817	2,650	3,350
65,551	65,650	3,524	1,816	2,135	72,551	72,650	4,175	2,236	2,708	79,551	79,650	4,826	2,656	3,359
65,651	65,750	3,534	1,822	2,143	72,651	72,750	4,185	2,242	2,717	79,651	79,750	4,836	2,662	3,368
65,751	65,850	3,543	1,828	2,151	72,751	72,850	4,194	2,248	2,727	79,751	79,850	4,845	2,668	3,378
65,851	65,950	3,552	1,834	2,159	72,851	72,950	4,203	2,254	2,736	79,851	79,950	4,854	2,674	3,387
65,951	66,050	3,562	1,840	2,167	72,951	73,050	4,213	2,260	2,745	79,951	80,050	4,864	2,680	3,396
66,051	66,150	3,571	1,846	2,175	73,051	73,150	4,222	2,266	2,754	80,051	80,150	4,873	2,686	3,405
66,151	66,250	3,580	1,852	2,183	73,151	73,250	4,231	2,272	2,764	80,151	80,250	4,882	2,692	3,415
66,251	66,350	3,589	1,858	2,191	73,251	73,350	4,240	2,278	2,773	80,251	80,350	4,891	2,698	3,424
66,351	66,450	3,599	1,864	2,199	73,351	73,450	4,250	2,284	2,782	80,351	80,450	4,901	2,704	3,433
66,451	66,550	3,608	1,870	2,207	73,451	73,550	4,259	2,290	2,792	80,451	80,550	4,910	2,710	3,443
66,551	66,650	3,617	1,876	2,215	73,551	73,650	4,268	2,296	2,801	80,551	80,650	4,919	2,716	3,452
66,651	66,750	3,627	1,882	2,223	73,651	73,750	4,278	2,302	2,810	80,651	80,750	4,929	2,722	3,461
66,751	66,850	3,636	1,888	2,231	73,751	73,850	4,287	2,308	2,820	80,751	80,850	4,938	2,728	3,471
66,851	66,950	3,645	1,894	2,239	73,851	73,950	4,296	2,314	2,829	80,851	80,950	4,947	2,734	3,480
66,951	67,050	3,655	1,900	2,247	73,951	74,050	4,306	2,320	2,838	80,951	81,050	4,957	2,740	3,489
67,051	67,150	3,664	1,906	2,255	74,051	74,150	4,315	2,326	2,847	81,051	81,150	4,966	2,746	3,498
67,151	67,250	3,673	1,912	2,263	74,151	74,250	4,324	2,332	2,857	81,151	81,250	4,975	2,752	3,508
67,251	67,350	3,682	1,918	2,271	74,251	74,350	4,333	2,338	2,866	81,251	81,350	4,984	2,758	3,517
67,351	67,450	3,692	1,924	2,279	74,351	74,450	4,343	2,344	2,875	81,351	81,450	4,994	2,764	3,526
67,451	67,550	3,701	1,930	2,287	74,451	74,550	4,352	2,350	2,885	81,451	81,550	5,003	2,770	3,536
67,551	67,650	3,710	1,936	2,295	74,551	74,650	4,361	2,356	2,894	81,551	81,650	5,012	2,776	3,545
67,651	67,750	3,720	1,942	2,303	74,651	74,750	4,371	2,362	2,903	81,651	81,750	5,022	2,782	3,554
67,751	67,850	3,729	1,948	2,311	74,751	74,850	4,380	2,368	2,913	81,751	81,850	5,031	2,788	3,564
67,851	67,950	3,738	1,954	2,319	74,851	74,950	4,389	2,374	2,922	81,851	81,950	5,040	2,794	3,573
67,951	68,050	3,748	1,960	2,327	74,951	75,050	4,399	2,380	2,931	81,951	82,050	5,050	2,800	3,582
68,051	68,150	3,757	1,966	2,335	75,051	75,150	4,408	2,386	2,940	82,051	82,150	5,059	2,806	3,591
68,151	68,250	3,766	1,972	2,343	75,151	75,250	4,417	2,392	2,950	82,151	82,250	5,068	2,812	3,601
68,251	68,350	3,775	1,978	2,351	75,251	75,350	4,426	2,398	2,959	82,251	82,350	5,077	2,818	3,610
68,351	68,450	3,785	1,984	2,359	75,351	75,450	4,436	2,404	2,968	82,351	82,450	5,087	2,824	3,619

Continued on next page.

2016 California Tax Table – Continued

Filing status: 1 or 3 (Single; Married/RDP Filing Separately) 2 or 5 (Married/RDP Filing Jointly; Qualifying Widow(er)) 4 (Head of Household)														
If Your Taxable Income Is ...		The Tax For Filing Status			If Your Taxable Income Is ...		The Tax For Filing Status			If Your Taxable Income Is ...		The Tax For Filing Status		
At Least	But Not Over	1 Or 3 Is	2 Or 5 Is	4 Is	At Least	But Not Over	1 Or 3 Is	2 Or 5 Is	4 Is	At Least	But Not Over	1 Or 3 Is	2 Or 5 Is	4 Is
82,451	82,550	5,096	2,830	3,629	88,951	89,050	5,701	3,335	4,233	95,451	95,550	6,305	3,855	4,838
82,551	82,650	5,105	2,836	3,638	89,051	89,150	5,710	3,343	4,242	95,551	95,650	6,314	3,863	4,847
82,651	82,750	5,115	2,842	3,647	89,151	89,250	5,719	3,351	4,252	95,651	95,750	6,324	3,871	4,856
82,751	82,850	5,124	2,848	3,657	89,251	89,350	5,728	3,359	4,261	95,751	95,850	6,333	3,879	4,866
82,851	82,950	5,133	2,854	3,666	89,351	89,450	5,738	3,367	4,270	95,851	95,950	6,342	3,887	4,875
82,951	83,050	5,143	2,860	3,675	89,451	89,550	5,747	3,375	4,280	95,951	96,050	6,352	3,895	4,884
83,051	83,150	5,152	2,866	3,684	89,551	89,650	5,756	3,383	4,289	96,051	96,150	6,361	3,903	4,893
83,151	83,250	5,161	2,872	3,694	89,651	89,750	5,766	3,391	4,298	96,151	96,250	6,370	3,911	4,903
83,251	83,350	5,170	2,879	3,703	89,751	89,850	5,775	3,399	4,308	96,251	96,350	6,379	3,919	4,912
83,351	83,450	5,180	2,887	3,712	89,851	89,950	5,784	3,407	4,317	96,351	96,450	6,389	3,927	4,921
83,451	83,550	5,189	2,895	3,722	89,951	90,050	5,794	3,415	4,326	96,451	96,550	6,398	3,935	4,931
83,551	83,650	5,198	2,903	3,731	90,051	90,150	5,803	3,423	4,335	96,551	96,650	6,407	3,943	4,940
83,651	83,750	5,208	2,911	3,740	90,151	90,250	5,812	3,431	4,345	96,651	96,750	6,417	3,951	4,949
83,751	83,850	5,217	2,919	3,750	90,251	90,350	5,821	3,439	4,354	96,751	96,850	6,426	3,959	4,959
83,851	83,950	5,226	2,927	3,759	90,351	90,450	5,831	3,447	4,363	96,851	96,950	6,435	3,967	4,968
83,951	84,050	5,236	2,935	3,768	90,451	90,550	5,840	3,455	4,373	96,951	97,050	6,445	3,975	4,977
84,051	84,150	5,245	2,943	3,777	90,551	90,650	5,849	3,463	4,382	97,051	97,150	6,454	3,983	4,986
84,151	84,250	5,254	2,951	3,787	90,651	90,750	5,859	3,471	4,391	97,151	97,250	6,463	3,991	4,996
84,251	84,350	5,263	2,959	3,796	90,751	90,850	5,868	3,479	4,401	97,251	97,350	6,472	3,999	5,005
84,351	84,450	5,273	2,967	3,805	90,851	90,950	5,877	3,487	4,410	97,351	97,450	6,482	4,007	5,014
84,451	84,550	5,282	2,975	3,815	90,951	91,050	5,887	3,495	4,419	97,451	97,550	6,491	4,015	5,024
84,551	84,650	5,291	2,983	3,824	91,051	91,150	5,896	3,503	4,428	97,551	97,650	6,500	4,023	5,033
84,651	84,750	5,301	2,991	3,833	91,151	91,250	5,905	3,511	4,438	97,651	97,750	6,510	4,031	5,042
84,751	84,850	5,310	2,999	3,843	91,251	91,350	5,914	3,519	4,447	97,751	97,850	6,519	4,039	5,052
84,851	84,950	5,319	3,007	3,852	91,351	91,450	5,924	3,527	4,456	97,851	97,950	6,528	4,047	5,061
84,951	85,050	5,329	3,015	3,861	91,451	91,550	5,933	3,535	4,466	97,951	98,050	6,538	4,055	5,070
85,051	85,150	5,338	3,023	3,870	91,551	91,650	5,942	3,543	4,475	98,051	98,150	6,547	4,063	5,079
85,151	85,250	5,347	3,031	3,880	91,651	91,750	5,952	3,551	4,484	98,151	98,250	6,556	4,071	5,089
85,251	85,350	5,356	3,039	3,889	91,751	91,850	5,961	3,559	4,494	98,251	98,350	6,565	4,079	5,098
85,351	85,450	5,366	3,047	3,898	91,851	91,950	5,970	3,567	4,503	98,351	98,450	6,575	4,087	5,107
85,451	85,550	5,375	3,055	3,908	91,951	92,050	5,980	3,575	4,512	98,451	98,550	6,584	4,095	5,117
85,551	85,650	5,384	3,063	3,917	92,051	92,150	5,989	3,583	4,521	98,551	98,650	6,593	4,103	5,126
85,651	85,750	5,394	3,071	3,926	92,151	92,250	5,998	3,591	4,531	98,651	98,750	6,603	4,111	5,135
85,751	85,850	5,403	3,079	3,936	92,251	92,350	6,007	3,599	4,540	98,751	98,850	6,612	4,119	5,145
85,851	85,950	5,412	3,087	3,945	92,351	92,450	6,017	3,607	4,549	98,851	98,950	6,621	4,127	5,154
85,951	86,050	5,422	3,095	3,954	92,451	92,550	6,026	3,615	4,559	98,951	99,050	6,631	4,135	5,163
86,051	86,150	5,431	3,103	3,963	92,551	92,650	6,035	3,623	4,568	99,051	99,150	6,640	4,143	5,172
86,151	86,250	5,440	3,111	3,973	92,651	92,750	6,045	3,631	4,577	99,151	99,250	6,649	4,151	5,182
86,251	86,350	5,449	3,119	3,982	92,751	92,850	6,054	3,639	4,587	99,251	99,350	6,658	4,159	5,191
86,351	86,450	5,459	3,127	3,991	92,851	92,950	6,063	3,647	4,596	99,351	99,450	6,668	4,167	5,200
86,451	86,550	5,468	3,135	4,001	92,951	93,050	6,073	3,655	4,605	99,451	99,550	6,677	4,175	5,210
86,551	86,650	5,477	3,143	4,010	93,051	93,150	6,082	3,663	4,614	99,551	99,650	6,686	4,183	5,219
86,651	86,750	5,487	3,151	4,019	93,151	93,250	6,091	3,671	4,624	99,651	99,750	6,696	4,191	5,228
86,751	86,850	5,496	3,159	4,029	93,251	93,350	6,100	3,679	4,633	99,751	99,850	6,705	4,199	5,238
86,851	86,950	5,505	3,167	4,038	93,351	93,450	6,110	3,687	4,642	99,851	99,950	6,714	4,207	5,247
86,951	87,050	5,515	3,175	4,047	93,451	93,550	6,119	3,695	4,652	99,951	100,000	6,721	4,213	5,254
87,051	87,150	5,524	3,183	4,056	93,551	93,650	6,128	3,703	4,661	OVER \$100,000 YOU MUST COMPUTE YOUR TAX USING THE TAX RATE SCHEDULES.				
87,151	87,250	5,533	3,191	4,066	93,651	93,750	6,138	3,711	4,670					
87,251	87,350	5,542	3,199	4,075	93,751	93,850	6,147	3,719	4,680					
87,351	87,450	5,552	3,207	4,084	93,851	93,950	6,156	3,727	4,689					
87,451	87,550	5,561	3,215	4,094	93,951	94,050	6,166	3,735	4,698					
87,551	87,650	5,570	3,223	4,103	94,051	94,150	6,175	3,743	4,707					
87,651	87,750	5,580	3,231	4,112	94,151	94,250	6,184	3,751	4,717					
87,751	87,850	5,589	3,239	4,122	94,251	94,350	6,193	3,759	4,726					
87,851	87,950	5,598	3,247	4,131	94,351	94,450	6,203	3,767	4,735					
87,951	88,050	5,608	3,255	4,140	94,451	94,550	6,212	3,775	4,745					
88,051	88,150	5,617	3,263	4,149	94,551	94,650	6,221	3,783	4,754					
88,151	88,250	5,626	3,271	4,159	94,651	94,750	6,231	3,791	4,763					
88,251	88,350	5,635	3,279	4,168	94,751	94,850	6,240	3,799	4,773					
88,351	88,450	5,645	3,287	4,177	94,851	94,950	6,249	3,807	4,782					
88,451	88,550	5,654	3,295	4,187	94,951	95,050	6,259	3,815	4,791					
88,551	88,650	5,663	3,303	4,196	95,051	95,150	6,268	3,823	4,800					
88,651	88,750	5,673	3,311	4,205	95,151	95,250	6,277	3,831	4,810					
88,751	88,850	5,682	3,319	4,215	95,251	95,350	6,286	3,839	4,819					
88,851	88,950	5,691	3,327	4,224	95,351	95,450	6,296	3,847	4,828					

2016 California Tax Rate Schedules



To e-file and eliminate the math, go to ftb.ca.gov. To figure your tax online, go to ftb.ca.gov and search for **tax calculator**.

Use only if your taxable income on Long Form 540NR, line 19 is more than \$100,000. If \$100,000 or less, use the Tax Table.

Schedule X -

Use if your filing status is
Single or Married/RDP Filing Separately

If the amount on Form 540NR, line 19 is		Enter on Form 540NR, line 31		of the amount over -
over -	But not over -			
\$ 0	\$ 8,015	\$ 0.00	+ 1.00%	\$ 0
8,015	19,001	80.15	+ 2.00%	8,015
19,001	29,989	299.87	+ 4.00%	19,001
29,989	41,629	739.39	+ 6.00%	29,989
41,629	52,612	1,437.79	+ 8.00%	41,629
52,612	268,750	2,316.43	+ 9.30%	52,612
268,750	322,499	22,417.26	+ 10.30%	268,750
322,499	537,498	27,953.41	+ 11.30%	322,499
537,498	AND OVER	52,248.30	+ 12.30%	537,498

Schedule Y -

Use if your filing status is
**Married/RDP Filing Jointly or Qualifying
Widow(er) with Dependent Child**

If the amount on Form 540NR, line 19 is		Enter on Form 540NR, line 31		of the amount over -
over -	But not over -			
\$ 0	\$ 16,030	\$ 0.00	+ 1.00%	\$ 0
16,030	38,002	160.30	+ 2.00%	16,030
38,002	59,978	599.74	+ 4.00%	38,002
59,978	83,258	1,478.78	+ 6.00%	59,978
83,258	105,224	2,875.58	+ 8.00%	83,258
105,224	537,500	4,632.86	+ 9.30%	105,224
537,500	644,998	44,834.53	+ 10.30%	537,500
644,998	1,074,996	55,906.82	+ 11.30%	644,998
1,074,996	AND OVER	104,496.59	+ 12.30%	1,074,996

Schedule Z -

Use if your filing status is
Head of Household

If the amount on Form 540NR, line 19 is		Enter on Form 540NR, line 31		of the amount over -
over -	But not over -			
\$ 0	\$ 16,040	\$ 0.00	+ 1.00%	\$ 0
16,040	38,003	160.40	+ 2.00%	16,040
38,003	48,990	599.66	+ 4.00%	38,003
48,990	60,630	1,039.14	+ 6.00%	48,990
60,630	71,615	1,737.54	+ 8.00%	60,630
71,615	365,499	2,616.34	+ 9.30%	71,615
365,499	438,599	29,947.55	+ 10.30%	365,499
438,599	730,997	37,476.85	+ 11.30%	438,599
730,997	AND OVER	70,517.82	+ 12.30%	730,997

How to Figure Tax Using the 2016 California Tax Rate Schedules

Example: Chris and Pat Smith are filing a joint tax return using Long Form 540NR. Their taxable income on Long Form 540NR, line 19 is \$125,000.

Step 1: Using Schedule Y, they find the taxable income range that includes their taxable income of \$125,000.

	Example	Your Income
Step 2: They subtract the amount at the beginning of their range from their taxable income.	$\begin{array}{r} \$125,000 \\ - 105,224 \\ \hline \$ 19,776 \end{array}$	$\begin{array}{r} \$ \\ - \\ \hline \$ \end{array}$
Step 3: They multiply the result from Step 2 by the percentage for their range.	$\begin{array}{r} \$ 19,776 \\ \times .0930 \\ \hline \$1,839.17 \end{array}$	$\begin{array}{r} \$ \\ \times \\ \hline \$ \end{array}$
Step 4: They round the amount from Step 3 to two decimals (if necessary) and add it to the tax amount for their income range. After rounding the result, they will enter \$6,472 on Form 540, line 31.	$\begin{array}{r} \$4,632.86 \\ + 1,839.17 \\ \hline \$6,472.03 \end{array}$	$\begin{array}{r} \$ \\ + \\ \hline \$ \end{array}$

THIS PAGE INTENTIONALLY LEFT BLANK

Visit our website:

ftb.ca.gov

How To Get California Tax Information

Where To Get Income Tax Forms and Publications

By Internet – You can download, view, and print California income tax forms and publications at ftb.ca.gov or you may have these forms and publications mailed to you. Our most frequently used forms may be filed electronically, printed out for submission, and saved for record keeping.

By phone – To order California tax forms and publications:

- Refer to the list on the next page and find the code number for the form you want to order.
- Call 800.338.0505.
- Follow the recorded instructions
- Enter the three-digit form code when you are instructed.

Allow two weeks to receive your order. If you live outside California, allow three weeks to receive your order.

In person – Many post offices and libraries provide free California tax booklets during the filing season.

Employees at libraries and post offices cannot provide tax information or assistance.

By mail – Write to:

TAX FORMS REQUEST UNIT
FRANCHISE TAX BOARD
PO BOX 307
RANCHO CORDOVA CA 95741-0307

Letters

If you write to us, be sure your letter includes your social security number (SSN), or individual taxpayer identification number (ITIN), and your daytime and evening telephone numbers. Send your letter to:

FRANCHISE TAX BOARD
PO BOX 942840
SACRAMENTO CA 94240-0040

We will respond to your letter within 10 weeks. In some cases, we may call you to respond to your inquiry, or ask for additional information. Do not attach correspondence to your tax return unless the correspondence relates to an item on the tax return.

Your Rights As A Taxpayer

The FTB's goals include making certain that your rights are protected so that you have the highest confidence in the integrity, efficiency, and fairness of your state tax system. FTB 4058, California Taxpayers' Bill of Rights, includes information on your rights as a California taxpayer, the Taxpayers' Rights Advocate Program, and how you request written advice from the FTB on whether a particular transaction is taxable. See "Where To Get Income Tax Forms and Publications."

Privacy Notice

The Franchise Tax Board considers the privacy of your tax information to be of the utmost importance.

Reasons for Information Requests – We ask for return information so that we can administer the tax law fairly and correctly.

Rights and Responsibility – You have the right to see our records that contain your personal information. To obtain information about your records, you may write to:

DISCLOSURE OFFICER MS A181
FRANCHISE TAX BOARD
PO BOX 1468
SACRAMENTO, CA 95812-1468

or call: 800.852.5711 within the United States, or 916.845.6500 outside of the United States.

Your Responsibility – California Revenue and Taxation Code Sections 18501 and 18621 require you to file a return on the forms we prescribe if you meet certain requirements. It is mandatory that you furnish all requested information. You may be charged penalties and interest, and in certain cases, you may be criminally prosecuted if you do not provide the information we ask for, or you provide fraudulent information.

Information Disclosures – As provided by law, we may give your tax information to other tax officials to determine your tax liability or collect tax amounts you owe. If you owe the Franchise Tax Board money we may also give your information to employers, financial institutions, county recorders, or others who hold assets belonging to you.

For full text of Franchise Tax Board's Privacy Notice, get FTB 1131 ENG/SP.

Need help with your tax return?

We provide free assistance to individuals with limited income and/or over the age of 60 who need help in completing simple federal and state income tax returns. For more information, go to ftb.ca.gov and search for **vita**.



MyFTB | ACCOUNT

The window to your info
ftb.ca.gov

The window to your information . . . MyFTB Account

MyFTB Account is a secure online service allowing you to:

- View estimated tax payments, recent payments made, and the total balance due on your account.
- Look up your California wage and withholding and FTB-issued 1099-G and 1099-INT records.
- Update your mailing address and phone number
- Pay online with Web Pay.
- Link to additional services offered by FTB:
 - File your tax return with CalFile
 - Apply for an installment agreement
 - Check your refund status
 - Request a paper copy of your filed tax return
 - Sign-up for estimated tax payment email reminders

Go to ftb.ca.gov and search for **myftb account**.

Automated Phone Service

Use our automated phone service to get recorded answers to many of your questions about California Taxes and to order current year Personal Income Tax Forms and Publications.

You can also:

- Get current year tax refund information.
- Get balance due and payment information.

Have paper and pencil ready to take notes.

Telephone: 800.338.0505 from within the United States

916.845.6500 from outside the United States

Answers To Tax Questions

Call our automated phone service, follow the recorded instructions and enter the 3-digit code.

Code Filing Assistance

- 100 Do I need to file a tax return?
111 Which form should I use?
112 How do I file electronically and get a fast refund?
201 How can I get an extension to file?
203 What is the nonrefundable renter's credit and how do I qualify?
204 I never received a Form W-2. What do I do?
205 I have no withholding taken out. What do I do?
206 Do I have to attach a copy of my federal tax return?
209 I lived in California for part of the year. Do I have to file a tax return?
210 I did not live in California. Do I have to file a tax return?
215 Who qualifies me to use the head of household filing status?
222 How much can I deduct for vehicle license fees?

Penalties

- 403 What is the estimate penalty rate?

Notices And Bills

- 503 How do I file a protest against a Notice of Proposed Assessment?
506 How can I get information about my Form 1099-G?

Tax For Children

- 601 Can my child take a personal exemption credit when I claim her or him as a dependent on my tax return?

Miscellaneous

- 611 What address do I send my payment to?
619 How do I report a change of address?

Order Forms and Publications

If your current address is on file, you can order California tax forms and publications. Call our automated phone service follow the recorded instructions and enter the 3-digit code.

Code California Tax Forms and Publications

- 900 California Resident Income Tax Booklet: Form 540, Resident Income Tax Return
965 Form 540 2EZ Tax Booklet
903 Schedule CA (540), California Adjustments – Residents, FTB 3885A, Depreciation & Amortization Adjustments, and Schedule D, California Capital Gain or Loss Adjustment
907 Form 540-ES, Estimated Tax for Individuals
908 Form 540X, Amended Individual Income Tax Return
909 Schedule D-1, Sales of Business Property
910 Schedule G-1, Tax on Lump-Sum Distributions
911 Schedule P (540), Alternative Minimum Tax and Credit Limitations – Residents
913 Schedule S, Other State Tax Credit
914 California Nonresident Income Tax Booklet: Long and Short Form 540NR, Nonresident or Part-Year Resident Income Tax Return
917 Schedule CA (540NR), California Adjustments – Nonresidents or Part-Year Residents
918 Schedule P (540NR), Alternative Minimum Tax and Credit Limitations – Nonresidents or Part-Year Residents
932 FTB 3506, Child and Dependent Care Expenses Credit
938 FTB 3514, California Earned Income Tax Credit
937 FTB 3516, Request for Copy of Personal Income Tax or Fiduciary Tax Return
921 FTB 3519, Payment for Automatic Extension for Individuals
922 FTB 3525, Substitute for W-2 Wage and Tax Statement
923 FTB 3526, Investment Interest Expense Deduction
939 FTB 3532, Head of Household Filing Status Schedule
940 FTB 3540, Credit Carryover and Recapture Summary
949 FTB 3567, Installment Agreement Request
924 FTB 3800, Tax Computation for Certain Children with Investment Income
929 FTB 3801, Passive Activity Loss Limitations
925 FTB 3805E, Installment Sale Income
928 FTB 3805P, Additional Taxes from Qualified Retirement Plans
926 FTB 3805V, Net Operating Loss (NOL) – Individuals
943 FTB 4058, California Taxpayers' Bill of Rights
927 FTB 5805, Underpayment of Estimated Tax – Individuals and Fiduciaries
919 FTB Pub. 1001, Supplemental Guidelines to California Adjustments
920 FTB Pub. 1005, Pension and Annuity Guidelines

- 945 FTB Pub. 1006, California Tax Forms and Related Federal Forms
946 FTB Pub. 1008, Federal Tax Adjustments and Your Notification Responsibilities
941 FTB Pub. 1031, Guidelines for Determining Resident Status
942 FTB Pub. 1032, Tax Information for Military Personnel
951 FTB Pub. 1051A, Guidelines for Married/RDP Filing Separate Returns
934 FTB Pub. 1540, California Head of Household Filing Status

Current Year Refund Information

If you file by mail, wait at least 8 weeks after you file your tax return before you call to find out about your refund. You need your social security number, the numbers in your street address, box number, route number, or PMB number, and your ZIP Code to use this service.

Balance Due And Payment Information

Wait at least 45 days from the date you mailed your payment before you call to verify receipt. You need your social security number, the numbers in your street address, box number, route number or PMB number, and your ZIP Code to use this service.

General Phone Service

Telephone assistance is available year-round from 7 a.m. until 5 p.m. Monday through Friday, except holidays. Hours are subject to change.

Telephone: 800.852.5711 from within the United States
916.845.6500 from outside the United States
800.829.1040 for federal tax questions, call the IRS

TTY/TDD: 800.822.6268 for persons with hearing or speech impairments

Asistencia en español

Asistencia telefónica está disponible durante todo el año desde las 7 a.m. hasta las 5 p.m. de lunes a viernes, excepto días feriados. Las horas están sujetas a cambios.

Teléfono: 800.852.5711 dentro de los Estados Unidos
916.845.6500 fuera de los Estados Unidos

800.829.1040 para preguntas sobre impuestos federales, llame al IRS

TTY/TDD: 800.822.6268 para personas con discapacidades auditivas o del habla

THIS PAGE INTENTIONALLY LEFT BLANK

Visit our website:

ftb.ca.gov